



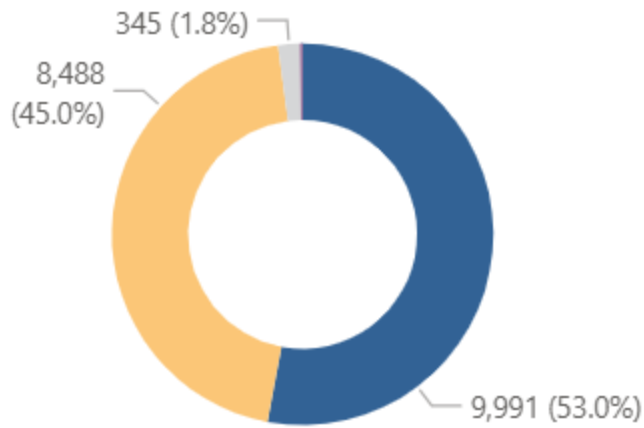
4/1/2026

April 2026 Medical Cannabis Data

Patient Count by Gender

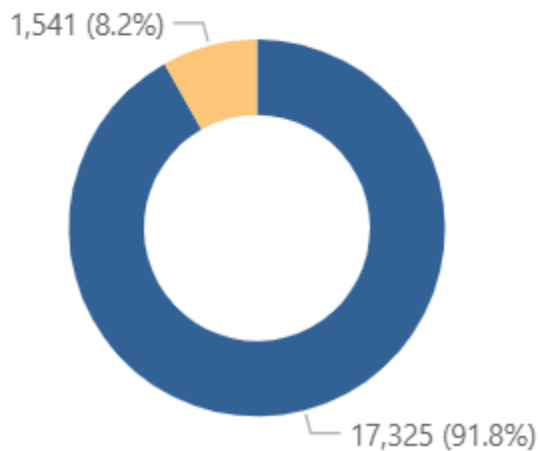


● Male ● Female ● (Blank) ● Other



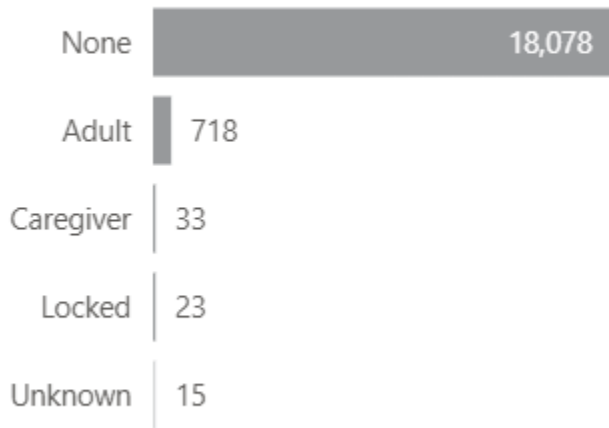
Patient Count by Low Income Status

● Not low income ● Low Income ● Unknown





Patient Count by Cultivation Type



None: Neither patient nor designated caregiver will cultivate cannabis.

Adult: Adult patient will cultivate cannabis.

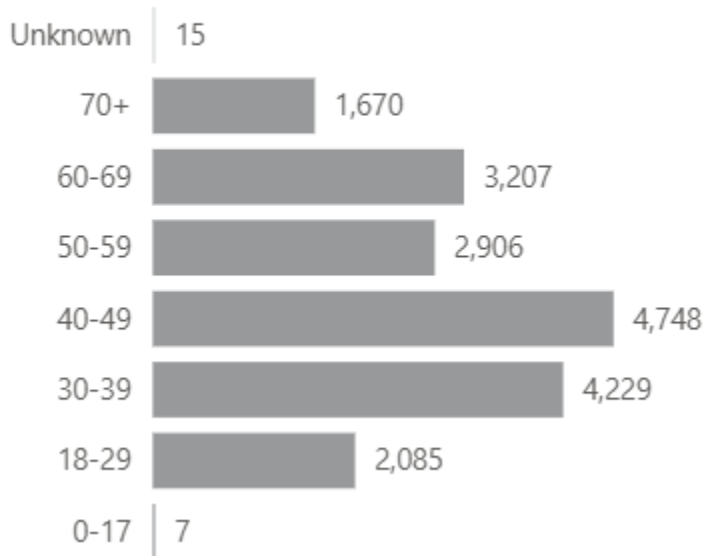
Caregiver: One designated caregiver will cultivate cannabis.

Locked: Adult patient and designated caregiver in same household will cultivate cannabis in a single enclosed, locked facility.

Locked Parents: Two parents or legal guardians will cultivate cannabis in a single enclosed, locked facility.



Patient Count by Current Age



Patients

approved
18,867

Residential Patients

approved
18,352

Non-residential Patients

approved
512

Caregivers

approved
577



DIVISION OF LICENSURE & ACCREDITATION

Medical Cannabis

Providers

approved

206

pending

1

Approved Providers

advanced care registered nurse

72

physician

118

physician's assistant

16

| Condition | Patient Count % |
|--|-----------------|
| Severe, debilitating pain | 69.30% |
| Post - traumatic stress disorder | 14.10% |
| Severe and persistent muscle spasms | 4.40% |
| Cancer or its treatment, if associated with severe or chronic pain, nausea or severe vomiting, or cachexia or severe wasting | 4.15% |
| Severe nausea, except nausea associated with pregnancy | 3.61% |
| Seizures | 1.23% |
| Multiple Sclerosis | 0.89% |
| Epilepsy and seizures | 0.79% |
| Crohn's disease | 0.72% |
| Cachexia or wasting syndrome | 0.62% |
| Acquired immune deficiency syndrome or positive status for human immunodeficiency virus | 0.17% |
| Amyotrophic lateral sclerosis | 0.01% |