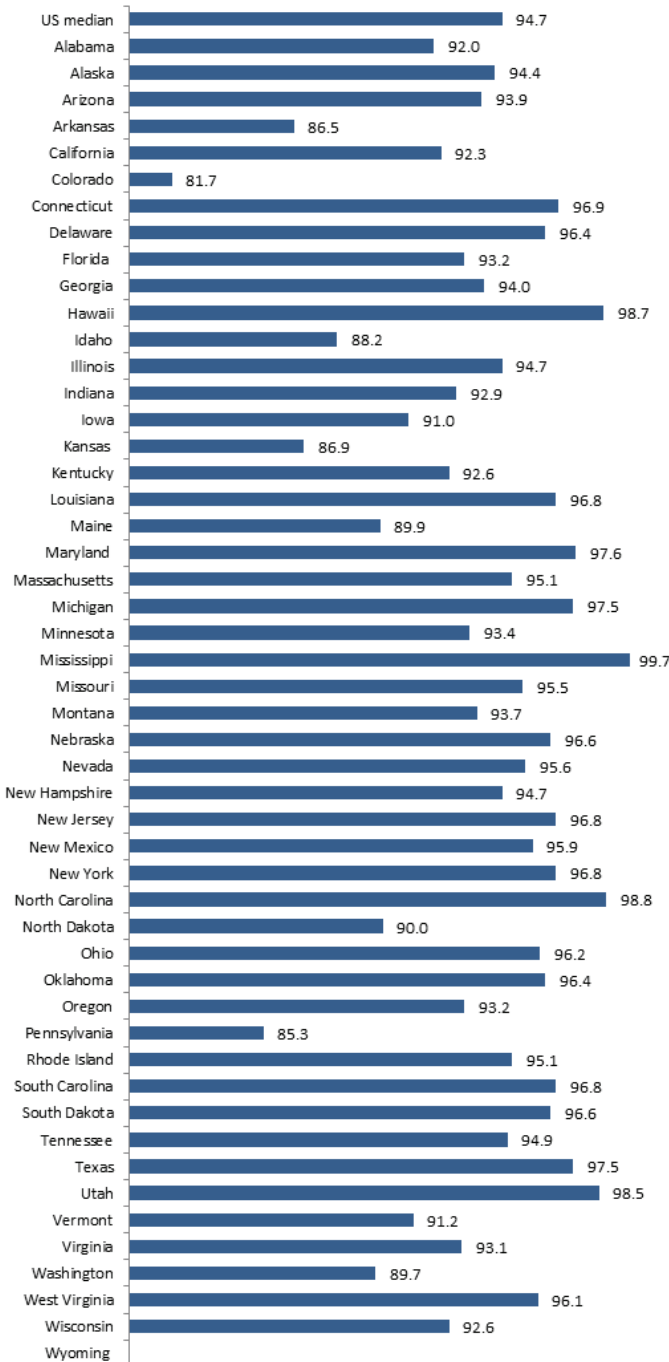


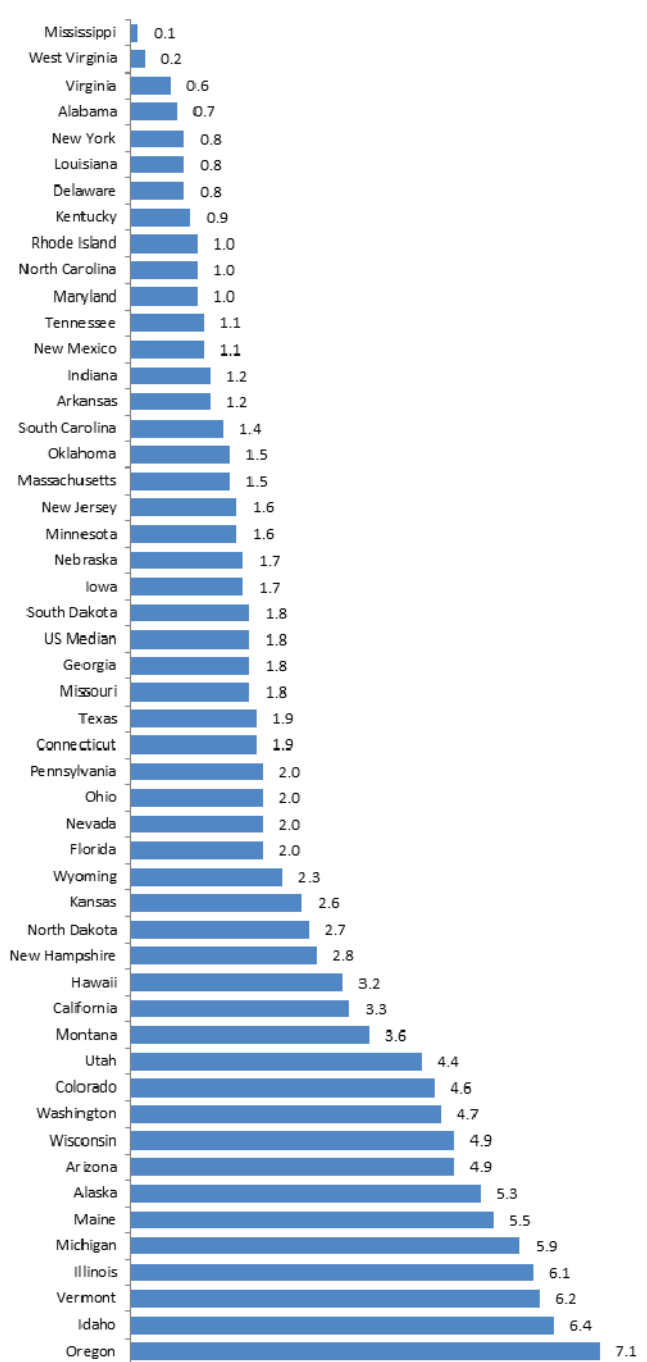
Kindergarten vaccination: healthy kids, healthy families, healthy schools, healthy communities

Places where children gather, like schools and child daycares, are ideal places for diseases transmission. Diseases such as measles, whooping cough, mumps, polio, chicken pox, rubella, hepatitis A and diphtheria were once common childhood scourges in South Dakota. Today vaccines prevent these diseases and protect the public's health. An historical look at disease cases reported in South Dakota since 1950 documents infectious diseases before and after vaccines were licensed (Table 1).

Vaccination MMR coverage (%) at kindergarten entry by state, 2013-14

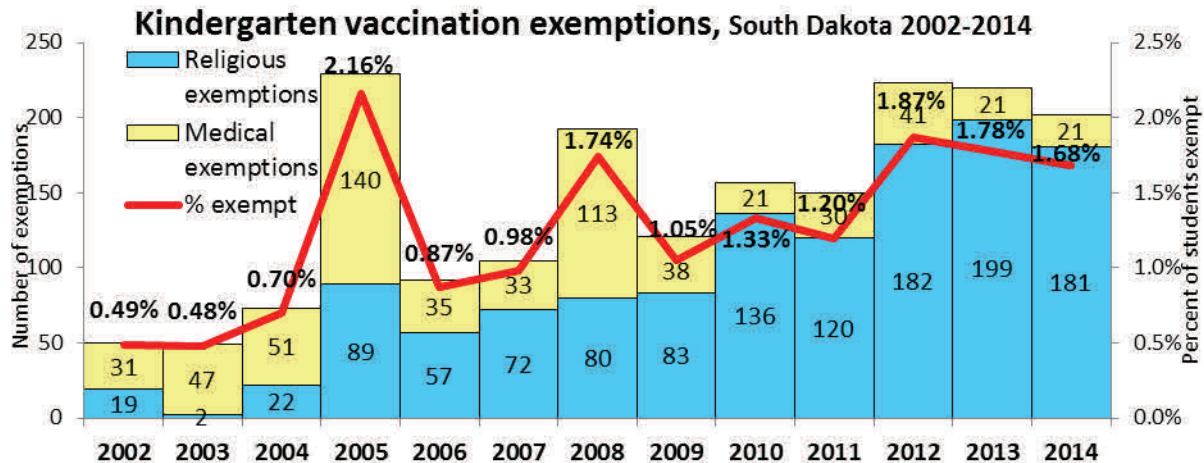


Kindergarten students (%) with vaccination exemption by state, 2013-14



For the 2013-2014 school year South Dakota's overall kindergarten coverage rate for the MMR (measles, mumps, rubella) vaccine was 96.6% (see graphic), DTaP (diphtheria, tetanus, pertussis) coverage rate was 96.7%, and varicella (chicken pox) coverage was at 95.3%, all South Dakota coverage rates were above the national median and better than the 95% goal. (CDC. 2014. Vaccination coverage among children in kindergarten – United States, 2013-2014 school year. MMWR 63(41)913-920)

A total of 370 South Dakota kindergartens submitted vaccination data for the 2014-2015 school year (see Table 2). For the 2 MMR shots 77% of schools achieved the goal of $\geq 95\%$ coverage, which is outstanding, however 5% of schools had $< 80\%$ MMR coverage, which is precarious.



South Dakota allows medical and religious exemption from school vaccination requirements (see box). For the 2014-2015 school year there were 21 medical exemptions and 188 religious exemptions for the state's kindergarten class. Over the past several years the number of religious exemptions has increased dramatically from 2 exemptions in 2003 to 199 in 2013, but there was no change in state law covering exemptions. Nationally South Dakota fell at the national median of 1.8% exempt.

South Dakota School Entry Vaccination Statute. 13-28-7.1. Tests and immunizations for communicable diseases required for admission to school or early childhood program--Exceptions--Rules. Any pupil entering school or an early childhood program in this state, shall, prior to admission, be required to present to the appropriate school authorities certification from a licensed physician that the child has received or is in the process of receiving adequate immunization against poliomyelitis, diphtheria, pertussis, rubeola, rubella, mumps, tetanus, and varicella, according to recommendations provided by the Department of Health. The Department of Health may modify or delete any of the required immunizations. As an alternative to the requirement for a physician's certification, the pupil may present:

- (1) Certification from a licensed physician stating the physical condition of the child would be such that immunization would endanger the child's life or health; or
- (2) A written statement signed by one parent or guardian that the child is an adherent to a religious doctrine whose teachings are opposed to such immunization; or
- (3) A written statement signed by one parent or guardian requesting that the local health department give the immunization because the parents or guardians lack the means to pay for such immunization.

The Department of Health may promulgate reasonable rules, in accordance with chapter 1-26, to require compliance and documentation of adequate immunization, to define appropriate certification, and to specify standard procedure.

Source: SL 1971, ch141; SL 1972, ch97; SL 1978, ch114; SL 1992, ch129; SL 2000, ch83, § 1; SL 2005, ch101, § 1.

Table 1. Vaccine-preventable disease cases, South Dakota, 1950-2014.

Highlights indicate year vaccine was licensed in the United States (diphtheria, pertussis, smallpox and tetanus licensed before 1950).

YEAR	Diphtheria	Hib*	Hepatitis A	Hepatitis B (acute)	Measles	Meningo-coccal	Mumps	Pertussis	Polio	Rubella	Smallpox	Tetanus
1950	17	nr	nr	nr	1316	nr	nr	189	298	nr	6	nr
1951	9	nr	nr	nr	731	5	nr	103	127	nr	1	0
1952	5	nr	nr	nr	1016	6	nr	61	1017	nr	2	0
1953	2	nr	nr	nr	532	27	nr	44	225	nr	0	1
1954	13	nr	313	nr	765	15	nr	119	114	nr	0	2
1955	45	nr	387	nr	424	18	nr	55	76	nr	0	nr
1956	15	nr	177	nr	650	6	nr	30	29	nr	0	nr
1957	10	nr	36	nr	628	18	nr	26	42	nr	0	nr
1958	21	nr	na	nr	na	na	nr	na	15	nr	0	nr
1959	4	nr	na	nr	na	na	nr	na	11	nr	0	nr
1960	10	nr	na	nr	79	9	nr	14	7	nr	0	nr
1961	5	nr	193	nr	153	7	5	15	4	nr	0	3
1962	22	nr	111	nr	462	8	136	14	2	nr	0	0
1963	14	nr	150	nr	111	4	24	9	1	nr	0	2
1964	3	nr	135	nr	160	5	31	3	0	0	0	2
1965	8	nr	24	nr	116	4	46	3	0	0	0	0
1966	4	nr	14	0	41	6	26	1	0	2	0	0
1967	1	nr	14	0	59	7	na	2	0	3	0	1
1968	0	nr	82	0	4	5	1	9	0	0	0	1
1969	4	nr	88	0	51	1	0	1	0	0	0	0
1970	7	nr	24	0	109	1	57	1	0	4	0	1
1971	26	nr	191	2	223	6	313	8	0	98	0	0
1972	17	nr	149	2	12	3	123	3	0	13	0	0
1973	7	nr	233	1	3	6	21	7	0	24	0	0
1974	0	nr	164	4	31	2	3	3	0	27	0	0
1975	0	nr	39	8	353	0	6	1	0	17	0	0
1976	3	nr	89	5	5	3	11	4	0	21	0	1
1977	0	nr	34	12	75	6	59	1	0	89	0	0
1978	0	nr	242	14	0	4	11	11	0	112	0	1
1979	0	22	207	19	2	4	11	0	0	5	0	0
1980	0	27	72	8	0	6	3	3	0	2	0	0
1981	0	40	38	8	0	10	1	2	0	0	0	0
1982	0	50	14	17	0	11	1	6	0	1	0	0
1983	0	31	187	17	0	4	0	8	0	0	0	0
1984	0	35	206	26	0	6	0	9	0	0	0	1
1985	0	44	313	30	0	5	0	11	0	0	0	0
1986	0	31	171	19	0	8	1	14	0	0	0	1
1987	0	48	15	11	0	4	89	4	0	0	0	0
1988	0	32	30	9	0	6	1	5	0	0	0	0
1989	0	54	27	10	0	9	0	4	0	0	0	0
1990	0	54	493	8	23	3	0	2	0	0	0	0
1991	0	7	837	9	0	3	2	1	0	0	0	0
1992	0	4	215	5	0	1	0	17	0	0	0	0
1993	0	2	18	0	0	7	0	8	0	0	0	0
1994	0	2	39	4	0	9	0	26	0	0	0	0
1995	0	1	99	2	0	11	0	12	0	0	0	0
1996	0	1	43	5	0	10	0	4	0	0	0	0
1997	1	3	27	1	8	6	0	5	0	0	0	0
1998	0	1	40	4	0	9	0	8	0	0	0	1
1999	0	4	10	1	0	11	0	8	0	0	0	0
2000	0	1	3	2	0	6	0	11	0	0	0	0
2001	0	0	3	1	0	5	0	5	0	0	0	0
2002	0	1	3	3	0	2	0	8	0	0	0	0
2003	0	1	0	4	0	1	0	7	0	0	0	0
2004	0	0	4	1	0	4	0	169	0	0	0	0
2005	0	0	1	8	0	4	0	183	0	0	0	0
2006	0	0	9	5	0	4	296	26	0	0	0	0
2007	0	0	6	7	0	3	6	60	0	0	0	0
2008	0	0	4	0	0	3	1	67	0	0	0	0
2009	0	0	4	2	0	4	1	45	0	0	0	0
2010	0	0	1	2	0	0	2	29	0	0	0	0
2011	0	1	2	2	0	3	0	37	0	0	0	0
2012	0	0	0	2	0	0	0	70	0	0	0	0
2013	0	3	4	5	0	4	0	67	0	0	0	0
2014	0	0	3	3	8	2	0	110	0	0	0	0
Total	273	500	6,037	308	8,150	370	1,288	1,788	1,968	418	9	18

*Hib: *Haemophilus influenzae* type b. na: not available nr: not reported

Table 2. Vaccination* and exemption rates by school kindergarten, South Dakota 2014-15**

County	School	Student certificates	DTaP-4	Polio-4	MMR-2	Varicella-2	Varicella history	HBV-3	Exempts
TOTAL SOUTH DAKOTA		11,990	97%	97%	97%	95%	2%	92%	202
Aurora	Full county	47	98%	98%	98%	98%	0%	96%	1
Aurora	Stickney Elementary	<10	nd	nd	nd	nd	0%	nd	nd
Aurora	White Lake Elementary	<10	100%	100%	100%	100%	0%	100%	0
Aurora	Plankinton Elementary	29	100%	100%	100%	100%	0%	100%	0
Beadle	Full county	326	95%	96%	95%	92%	1%	96%	3
Beadle	Huron Colony Elementary	<10	100%	100%	100%	100%	0%	100%	0
Beadle	Pearl Creek Colony	<10	nd	nd	nd	nd	nd	100%	0
Beadle	Riverside Colony	<10	100%	100%	100%	100%	0%	100%	0
Beadle	Iroquois School	14	100%	100%	100%	100%	0%	100%	0
Beadle	James Valley Christian	20	90%	90%	85%	85%	0%	95%	1
Beadle	Hitchcock-Tulare Elementary	24	92%	92%	88%	88%	0%	96%	0
Beadle	Holy Trinity Elementary	24	100%	100%	100%	96%	0%	100%	0
Beadle	Wolsey-Wessington Elem	29	93%	93%	93%	93%	0%	100%	0
Beadle	Buchanan Elementary	208	96%	98%	97%	92%	1%	95%	2
Beadle	Sunny Plains Christian	No Kindergarten							
Bennett	Full county	95	100%	95%	98%	96%	2%	100%	0
Bennett	Batesland Elementary	29	100%	97%	100%	97%	3%	100%	0
Bennett	American Horse	30	100%	87%	93%	90%	3%	100%	0
Bennett	Martin Elementary	36	100%	100%	100%	100%	0%	100%	0
BonHomme	Full county	77	99%	99%	99%	99%	0%	100%	0
BonHomme	Hutterische Colony	<10	100%	100%	100%	100%	0%	100%	0
BonHomme	Tabor Elementary	<10	100%	100%	100%	100%	0%	100%	0
BonHomme	Springfield Elementary	12	100%	100%	100%	100%	0%	100%	0
BonHomme	Avon Elementary	14	93%	93%	93%	93%	0%	100%	0
BonHomme	Scotland Elementary	17	100%	100%	100%	100%	0%	100%	0
BonHomme	Tyndall Elementary	22	100%	100%	100%	100%	0%	100%	0
Brookings	Full county	220	90%	88%	93%	91%	2%	94%	12
Brookings	Red Willow Colony	<10	100%	100%	100%	100%	0%	100%	0
Brookings	Rolland Colony	<10	nd	nd	nd	nd	0%	nd	0
Brookings	Newdale Colony	<10	nd	nd	nd	nd	0%	nd	nd
Brookings	Norfel'd Colony	<10	100%	100%	100%	100%	0%	100%	0
Brookings	Duebrook Elem (Astoria)	22	100%	95%	100%	100%	0%	91%	0
Brookings	Elkton Elementary	22	100%	95%	100%	100%	0%	100%	0
Brookings	Sioux Valley Elementary	47	94%	94%	96%	94%	0%	91%	3
Brookings	Medary Elementary	116	87%	86%	93%	91%	3%	98%	5
Brookings	Hillcrest Elementary	Failed to submit school vaccination data							
Brookings	Volga Christian Elementary	Failed to submit school vaccination data							
Brown	Full county	496	98%	98%	98%	96%	1%	98%	7
Brown	Huttervill Colony	<10	100%	nd	100%	nd	50%	100%	0
Brown	Trinity Luthern Elementary	<10	100%	100%	100%	100%	0%	100%	0
Brown	Frederick Area Elem	<10	nd	nd	nd	nd	0%	100%	0
Brown	Aberdeen Christian School	18	72%	72%	67%	67%	0%	67%	6
Brown	Warner	24	100%	100%	100%	96%	0%	100%	0
Brown	Groton Elementary	38	100%	100%	100%	97%	3%	100%	0
Brown	Roncalli Primary Elm	44	98%	98%	95%	89%	0%	98%	1
Brown	Lincoln Elementary	63	100%	100%	100%	98%	0%	100%	0
Brown	Simmons Elementary	65	100%	100%	100%	97%	2%	100%	0
Brown	May Overby Elementary	71	100%	100%	100%	99%	1%	100%	0
Brown	CC Lee Elementary	76	100%	100%	100%	100%	0%	100%	0
Brown	OM Tiffany Elementary	78	99%	99%	100%	97%	1%	99%	0
Brule	Full county	98	98%	100%	99%	99%	1%	100%	0
Brule	Grass Ranch Colony	<10	100%	100%	100%	100%	0%	100%	0
Brule	Kimball Elementary	12	100%	100%	100%	100%	0%	100%	0
Brule	Chamberlain Elementary	81	98%	100%	99%	99%	1%	100%	0
Brule	St Joseph Elem	No Kindergarten							
Buffalo	Crow Creek(Ft Thompson) Ele	33	97%	97%	97%	97%	0%	97%	0
Butte	Full county	152	95%	94%	95%	96%	0%	84%	3
Butte	Newell Elementary	22	95%	91%	95%	95%	0%	91%	0

County	School	Student certificates	DTaP-4	Polio-4	MMR-2	Varicella-2	Varicella history	HBV-3	Exempts
Butte	North Park Elementary	130	95%	95%	95%	96%	0%	82%	3
Campbell	Herreid Elementary	<10	nd	nd	nd	nd	0%	nd	nd
CharlesMix	Full county	176	98%	98%	97%	97%	1%	97%	2
CharlesMix	Lakeview Colony School	<10	100%	100%	100%	100%	0%	100%	0
CharlesMix	Cedar Grove Colony	<10	100%	100%	100%	100%	0%	100%	0
CharlesMix	Platte Colony Elementary	<10	100%	100%	100%	100%	0%	100%	0
CharlesMix	Marty Elementary	12	100%	100%	100%	100%	0%	100%	0
CharlesMix	Andes Central Elementary	25	100%	100%	100%	100%	0%	100%	0
CharlesMix	Platte/Geddes Elementary	34	91%	91%	91%	91%	0%	91%	2
CharlesMix	Wagner Elementary	87	100%	99%	98%	98%	2%	98%	0
Clark	Full county	50	92%	92%	92%	92%	0%	92%	0
Clark	Collins Colony	<10	100%	100%	100%	100%	0%	100%	0
Clark	Fordham Elementary	<10	nd	nd	nd	nd	0%	nd	0
Clark	Mayfield Colony	<10	nd	nd	nd	nd	0%	nd	0
Clark	Shamrock Colony	<10	100%	100%	100%	100%	0%	100%	0
Clark	Hillcrest Colony School	<10	100%	100%	100%	100%	0%	100%	0
Clark	Silver Lake Colony	<10	100%	100%	100%	100%	0%	100%	0
Clark	Willow Lake Elementary	12	100%	100%	100%	100%	0%	100%	0
Clark	Clark Elementary	20	95%	95%	95%	95%	0%	95%	0
Clay	Full county	137	99%	99%	98%	96%	0%	99%	2
Clay	Irene/Wakonda Elementary	20	100%	100%	95%	95%	0%	100%	1
Clay	St Agnes Elementary	22	95%	95%	95%	95%	0%	95%	0
Clay	Austin Elementary	95	99%	99%	99%	97%	0%	99%	1
Codington	Full county	413	98%	98%	99%	98%	0%	95%	1
Codington	St Martins Elementary	15	100%	100%	100%	100%	0%	100%	0
Codington	Waverly Elem/South Shore	15	93%	93%	100%	100%	0%	100%	0
Codington	Watertown Christian	19	100%	95%	95%	95%	0%	100%	0
Codington	Henry Elementary	21	76%	81%	81%	81%	0%	100%	0
Codington	Florence Elementary	22	100%	100%	100%	95%	5%	100%	0
Codington	Immaculate Conception	30	100%	100%	100%	100%	0%	100%	0
Codington	McKinley Elementary	43	95%	95%	100%	100%	0%	65%	0
Codington	Mellette Elementary	45	100%	100%	100%	100%	0%	98%	0
Codington	Roosevelt Elementary	46	98%	100%	100%	100%	0%	100%	0
Codington	Lincoln Elementary	72	100%	100%	100%	99%	1%	99%	0
Codington	Jefferson Elementary	85	99%	99%	99%	99%	0%	95%	1
Corson	Full county	85	100%	100%	100%	100%	0%	78%	0
Corson	McIntosh Elementary	17	100%	100%	100%	100%	0%	94%	0
Corson	Sitting Bull (Little Eagle) Elem	18	100%	100%	100%	100%	0%	0%	0
Corson	Wakpala	19	100%	100%	100%	100%	0%	100%	0
Corson	McLaughlin Elementary	31	100%	100%	100%	100%	0%	100%	0
Corson	Bullhead (Rock Creek) Elem	Failed to submit school vaccination data							
Custer	Full county	72	93%	93%	93%	92%	0%	86%	4
Custer	Hermosa Elementary	31	87%	87%	87%	87%	0%	77%	4
Custer	Custer Elementary	41	98%	98%	98%	95%	0%	93%	0
Custer	Spring Creek/Elk Mountain	No Kindergarten							
Davison	Full county	281	98%	98%	98%	96%	1%	99%	3
Davison	Mitchell Christian	<10	nd	nd	nd	nd	0%	nd	1
Davison	Mt Vernon Elementary	10	80%	80%	80%	80%	0%	100%	0
Davison	Ethan Elementary	15	93%	93%	93%	93%	0%	100%	0
Davison	John Paul II	23	100%	100%	100%	100%	0%	100%	0
Davison	Longfellow Elementary	57	100%	100%	100%	100%	0%	100%	0
Davison	Gertie Belle Rogers	68	100%	100%	100%	99%	1%	100%	0
Davison	LB Williams Elementary	99	99%	99%	99%	96%	2%	99%	2
Day	Full county	73	97%	97%	99%	99%	0%	100%	1
Day	Waubay Elementary	14	100%	100%	100%	100%	0%	100%	0
Day	Enemy Swim Day School	22	95%	95%	100%	100%	0%	100%	0
Day	Webster Elementary	37	97%	97%	97%	97%	0%	100%	1
Deuel	Deuel/Clear Lake School	47	100%	100%	100%	100%	0%	100%	0
Dewey	Full county	132	98%	98%	98%	98%	0%	98%	0
Dewey	Timber Lake Elementary	27	100%	100%	100%	100%	0%	96%	0

County	School	Student certificates	DTaP-4	Polio-4	MMR-2	Varicella-2	Varicella history	HBV-3	Exempts
Dewey	Eagle Butte Primary	105	98%	98%	98%	98%	0%	99%	0
Dewey	Tiospaye Topa Elementary	Failed to submit school vaccination data							
Douglas	Full county	27	100%	100%	100%	100%	0%	100%	0
Douglas	Dakota Christian Elementary	<10	100%	100%	100%	100%	0%	100%	0
Douglas	Corsica Elementary	<10	100%	100%	100%	100%	0%	100%	0
Douglas	Armour Elementary	12	100%	100%	100%	100%	0%	100%	0
Edmunds	Full county	48	98%	98%	98%	98%	0%	98%	0
Edmunds	Deerfield Colony	<10	100%	100%	100%	100%	0%	100%	0
Edmunds	Plainview/Rosette Colony	<10	100%	100%	100%	100%	0%	100%	0
Edmunds	Holy Cross Elementary	<10	100%	100%	100%	100%	0%	100%	0
Edmunds	Pembrook Colony	<10	nd	nd	nd	nd	0%	nd	0
Edmunds	Bowdle Elementary	<10	100%	100%	100%	100%	0%	100%	0
Edmunds	Ipswich Elementary	14	100%	100%	100%	100%	0%	100%	0
Edmunds	Edmunds Central	15	100%	100%	100%	100%	0%	100%	0
Fall River	Full county	59	95%	95%	95%	93%	2%	93%	4
Fall River	Edgemont Elementary	<10	100%	100%	100%	100%	0%	100%	0
Fall River	Oelrichs Elementary	<10	100%	100%	100%	100%	0%	100%	0
Fall River	Bethesda Lutheran	<10	nd	nd	nd	nd	nd	nd	3
Fall River	Hot Springs Elementary	45	98%	98%	98%	98%	0%	98%	1
Faulk	Full county	20	100%	100%	100%	100%	0%	100%	0
Faulk	Thunderbird Colony	<10	100%	100%	100%	100%	0%	100%	0
Faulk	Blumengard Colony	<10	100%	100%	100%	100%	0%	100%	0
Faulk	Faulton Elementary	14	100%	100%	100%	100%	0%	100%	0
Faulk	Brentwood Colony	No Kindergarten							
Faulk	Evergreen Colony	No Kindergarten							
Grant	Full county	90	97%	96%	96%	93%	3%	97%	2
Grant	Grant-Deuel Elementary	<10	100%	100%	100%	100%	0%	100%	0
Grant	Big Stone City Elementary	<10	nd	nd	nd	nd	0%	100%	0
Grant	St Lawrence Elementary	16	88%	88%	88%	88%	6%	88%	2
Grant	Koch Elementary	61	100%	98%	98%	95%	3%	98%	0
Gregory	Full county	58	98%	98%	97%	93%	0%	100%	0
Gregory	South Central- Bonesteel-Fairfax	13	100%	100%	100%	100%	0%	100%	0
Gregory	Burke Elementary	18	94%	94%	94%	83%	0%	100%	0
Gregory	Gregory Elementary	27	100%	100%	96%	96%	0%	100%	0
Haakon	Full county	24	96%	96%	96%	96%	0%	88%	1
Haakon	Deep Creek	0							
Haakon	King (Milesville) Elementary	<10	100%	100%	100%	100%	0%	100%	0
Haakon	Midland Elementary	<10	100%	100%	100%	100%	0%	100%	0
Haakon	Philip Elementary	19	95%	95%	95%	95%	0%	84%	1
Hamlin	Full county	120	97%	95%	97%	93%	4%	93%	2
Hamlin	Claremont Colony	<10	100%	100%	100%	100%	0%	100%	0
Hamlin	Estelline Elementary	20	100%	90%	90%	90%	0%	95%	0
Hamlin	Castlewood Elementary	22	100%	100%	100%	100%	0%	100%	0
Hamlin	Hamlin Elementary	77	95%	95%	97%	91%	6%	91%	2
Hamlin	Poinsett Colony	No Kindergarten							
Hand	Full county	31	100%	100%	100%	97%	3%	100%	0
Hand	Millerdale Colony	<10	100%	100%	100%	100%	0%	100%	0
Hand	Sunshine Bible Academy	<10	100%	100%	100%	100%	0%	100%	0
Hand	Miller Elementary	29	100%	100%	100%	97%	3%	100%	0
Hanson	Full county	55	100%	100%	100%	98%	2%	98%	0
Hanson	Rockport Colony	<10	100%	100%	100%	100%	0%	100%	0
Hanson	Oaklane Elementary	<10	100%	100%	100%	100%	0%	100%	0
Hanson	Rosedale Colony	<10	100%	100%	100%	100%	0%	100%	0
Hanson	Emery Elementary	15	100%	100%	100%	93%	7%	93%	0
Hanson	Hanson Elementary	33	100%	100%	100%	100%	0%	100%	0
Hanson	Millbrook Colony	No Kindergarten							
Harding	Full county	14	100%	100%	86%	93%	7%	100%	1
Harding	Reva Elementary	0							
Harding	Ludlow Elementary	<10	100%	100%	100%	100%	0%	100%	0
Harding	Camp Crook Elementary	<10	100%	100%	0%	100%	0%	100%	0

County	School	Student certificates	DTaP-4	Polio-4	MMR-2	Varicella-2	Varicella history	HBV-3	Exempts
Harding	Buffalo Elementary	11	100%	100%	100%	91%	9%	100%	1
Hughes	Full county	254	99%	96%	98%	98%	0%	100%	3
Hughes	Blunt Elementary	<10	100%	100%	100%	100%	0%	100%	0
Hughes	McKinley Elementary	26	100%	100%	100%	100%	0%	100%	0
Hughes	St Joseph Elementary	35	97%	97%	100%	100%	0%	100%	0
Hughes	Washington Elementary	45	100%	100%	100%	100%	0%	100%	1
Hughes	Buchanan Elementary	73	99%	89%	93%	93%	0%	99%	0
Hughes	Jefferson Elementary	73	100%	100%	100%	100%	0%	100%	2
Hutchinson	Full county	122	99%	99%	98%	98%	0%	97%	0
Hutchinson	Greenwood Colony	<10	100%	100%	100%	100%	0%	100%	0
Hutchinson	New Elm Spring Col Elemen	<10	100%	100%	100%	100%	0%	100%	0
Hutchinson	Old Elm Spring Col Elemen	<10	100%	100%	100%	100%	0%	100%	0
Hutchinson	Jamesville Colony	<10	100%	100%	100%	100%	0%	100%	0
Hutchinson	Tschetter Colony	<10	100%	100%	100%	100%	0%	100%	0
Hutchinson	Tripp-Delmont Elementary	<10	100%	100%	nd	nd	0%	100%	0
Hutchinson	Wolf Creek Colony	<10	100%	100%	100%	100%	0%	nd	0
Hutchinson	Maxwell Colony	10	100%	100%	100%	100%	0%	100%	0
Hutchinson	Menno Elementary	17	100%	100%	100%	100%	0%	100%	0
Hutchinson	Freeman Elementary	27	96%	96%	96%	96%	0%	89%	0
Hutchinson	Parkston Elementary	43	100%	100%	98%	98%	0%	100%	0
Hutchinson	Clearfield Colony	No Kindergarten							
Hutchinson	Freeman Academy	No Kindergarten							
Hyde	Highmore-Harold Elemen	14	100%	100%	100%	100%	0%	100%	0
Jackson	Full county	44	98%	91%	98%	93%	5%	98%	1
Jackson	Interior Elementary	<10	100%	100%	100%	100%	0%	100%	0
Jackson	Longvalley Elementary	<10	100%	nd	100%	100%	0%	100%	0
Jackson	Kadoka Elementary	16	94%	94%	94%	88%	6%	94%	1
Jackson	Crazy Horse Elementary	18	100%	100%	100%	94%	6%	100%	0
Jerauld	Full county	26	100%	100%	100%	100%	0%	100%	1
Jerauld	Spring Valley Colony	<10	100%	100%	100%	100%	0%	100%	nd
Jerauld	Wessington Springs	21	100%	100%	100%	100%	0%	100%	0
Jones	Murdo Elementary	13	100%	85%	92%	85%	0%	100%	0
Kingsbury	Full county	69	99%	97%	94%	88%	4%	99%	2
Kingsbury	Lake Preston Elementary	12	100%	92%	92%	75%	17%	100%	0
Kingsbury	Arlington Elementary	28	96%	96%	89%	89%	0%	96%	2
Kingsbury	Laura Ingalls Wilder	29	100%	100%	100%	93%	3%	100%	0
Lake	Full county	149	98%	97%	97%	97%	0%	98%	4
Lake	Gracevale Colony	<10	100%	nd	nd	nd	0%	100%	0
Lake	Rustic Acres	<10	100%	100%	100%	100%	0%	100%	0
Lake	Madison Christian School	<10	100%	100%	100%	100%	0%	100%	0
Lake	Spring Lake Colony	<10	100%	100%	100%	100%	0%	100%	0
Lake	St Thomas Elementary	<10	100%	100%	100%	100%	0%	100%	0
Lake	Oldham-Ramona Elementary	10	100%	100%	100%	100%	0%	100%	0
Lake	Rutland Elementary	17	100%	100%	100%	88%	0%	100%	2
Lake	Chester Elementary	19	100%	100%	100%	100%	0%	95%	0
Lake	Madison Central	85	96%	96%	96%	98%	0%	98%	2
Lake	Cambridge Colony	No Kindergarten							
Lawrence	Full county	214	93%	93%	93%	92%	0%	88%	7
Lawrence	Deadwood-Lead	45	84%	84%	82%	80%	0%	80%	1
Lawrence	Mountain View Spearfish	169	96%	95%	96%	95%	0%	91%	6
Lincoln	Full county	650	96%	96%	95%	94%	1%	96%	18
Lincoln	Baan Dek Montessori	<10	100%	100%	nd	nd	0%	100%	0
Lincoln	Worthing Elementary	17	94%	94%	94%	94%	0%	88%	1
Lincoln	Harrisburg Explorer	53	98%	98%	96%	96%	0%	92%	1
Lincoln	Lennox Elementary	60	95%	95%	93%	93%	0%	93%	3
Lincoln	EO Lawrence (Canton)	61	93%	93%	90%	92%	0%	97%	2
Lincoln	Harrisburg Liberty	70	91%	91%	90%	84%	1%	91%	5
Lincoln	Harrisburg Freedom	71	97%	99%	99%	99%	0%	99%	1
Lincoln	Harrisburg Endeavor	76	95%	95%	92%	89%	1%	99%	2
Lincoln	Harrisburg Journey	102	99%	99%	99%	99%	0%	97%	1

County	School	Student certificates	DTaP-4	Polio-4	MMR-2	Varicella-2	Varicella history	HBV-3	Exempts
Lincoln	Tea Elementary (Primary)	134	98%	96%	98%	96%	1%	98%	2
Lyman	Full county	54	98%	98%	100%	98%	0%	100%	0
Lyman	Kennebec Elementary	16	100%	100%	100%	100%	0%	100%	0
Lyman	Presho Elementary	18	100%	100%	100%	100%	0%	100%	0
Lyman	Lower Brule Elementary	20	95%	95%	100%	95%	0%	100%	0
Marshall	Full county	46	98%	98%	96%	87%	9%	98%	2
Marshall	Newport Colony	<10	100%	100%	100%	100%	0%	100%	0
Marshall	Sunset Colony	<10	100%	100%	100%	nd	100%	100%	0
Marshall	Westwood Colony	<10	100%	100%	100%	nd	100%	100%	0
Marshall	Langford Elementary	11	100%	100%	100%	100%	0%	100%	0
Marshall	Britton-Hecla Elementary	30	97%	97%	93%	93%	0%	97%	2
McCook	Full county	73	99%	97%	96%	96%	1%	100%	2
McCook	Orland Colony	<10	100%	100%	100%	100%	0%	100%	0
McCook	Golden View Colony	<10	100%	100%	100%	100%	0%	100%	0
McCook	St Mary's-Salem	<10	100%	100%	nd	nd	nd	100%	nd
McCook	Bridgewater Elementary	10	100%	100%	90%	90%	0%	100%	0
McCook	Canistota Elementary	11	91%	82%	91%	91%	0%	100%	1
McCook	Montrose School	17	100%	100%	100%	100%	0%	100%	0
McCook	McCook Central	22	100%	100%	100%	100%	0%	100%	0
McPherson	Full county	34	97%	97%	97%	91%	0%	97%	2
McPherson	Longlake Colony	<10	100%	100%	100%	100%	0%	100%	0
McPherson	Spring Creek Colony	<10	100%	100%	100%	100%	0%	100%	0
McPherson	Grassland Colony	<10	100%	100%	100%	100%	0%	100%	0
McPherson	Leola Elementary	10	100%	100%	100%	100%	0%	90%	0
McPherson	Eureka Elementary	16	94%	94%	94%	81%	0%	100%	2
Meade	Full county	246	97%	96%	97%	96%	1%	64%	6
Meade	Elm Spring	<10	100%	100%	100%	100%	0%	nd	0
Meade	Maurine Elementary	<10	100%	100%	100%	100%	0%	100%	0
Meade	Opal	<10	100%	100%	100%	100%	0%	100%	0
Meade	Atall Elementary	<10	100%	100%	100%	100%	0%	100%	0
Meade	Hereford Elementary	<10	100%	100%	100%	100%	0%	100%	0
Meade	Enning/Union Center Elem	<10	100%	100%	100%	100%	0%	100%	0
Meade	Faith Elementary	<10	100%	100%	100%	nd	0%	nd	0
Meade	Whitewood Elementary	24	96%	92%	100%	96%	4%	96%	0
Meade	Piedmont/Stagebarn	84	99%	99%	99%	98%	1%	15%	5
Meade	Sturgis/Frances Case	115	95%	95%	94%	95%	0%	88%	1
Meade	Takini Elementary	Failed to submit school vaccination data							
Mellette	Full county	41	100%	100%	100%	100%	0%	100%	0
Mellette	Wood Elementary	<10	100%	100%	100%	100%	0%	100%	0
Mellette	Norris Elementary	10	100%	100%	100%	100%	0%	100%	0
Mellette	White River Elementary	30	100%	100%	100%	100%	0%	100%	0
Miner	Full county	35	100%	100%	100%	100%	0%	100%	0
Miner	Shannon Colony	<10	100%	100%	100%	100%	0%	100%	0
Miner	Howard Elementary	31	100%	100%	100%	100%	0%	100%	0
Minnehaha	Full county	2,993	97%	97%	98%	93%	4%	89%	58
Minnehaha	Bethel Lutheran School	<10	100%	100%	100%	100%	0%	100%	0
Minnehaha	Good Shepard Lutheran	11	91%	91%	91%	91%	0%	100%	1
Minnehaha	Elementary Immersion Center	15	73%	73%	93%	53%	0%	80%	0
Minnehaha	Christ the King Elementary	18	94%	94%	89%	100%	0%	94%	0
Minnehaha	St Mary's- Dell Rapids	20	90%	90%	90%	85%	5%	95%	2
Minnehaha	Horace Mann Elementary	21	95%	95%	95%	95%	0%	100%	0
Minnehaha	Valley Springs Elementary	21	100%	100%	100%	100%	0%	100%	0
Minnehaha	SF Lutheran Elementary	22	91%	91%	95%	95%	0%	91%	0
Minnehaha	St Katharine Drexel School	24	100%	100%	96%	96%	0%	88%	0
Minnehaha	All City Elementary	26	96%	96%	96%	96%	0%	92%	1
Minnehaha	Holy Spirit School	27	100%	96%	100%	100%	0%	96%	0
Minnehaha	St Lambert Elementary	27	100%	100%	100%	100%	0%	100%	0
Minnehaha	Christian Center Elementary	28	89%	89%	89%	89%	0%	93%	3
Minnehaha	St Michaels Elementary	29	100%	100%	100%	100%	0%	100%	0
Minnehaha	West Central Humboldt	31	94%	94%	97%	0%	94%	0%	1

County	School	Student certificates	DTaP-4	Polio-4	MMR-2	Varicella-2	Varicella history	HBV-3	Exempts
Minnehaha	St Mary's	35	100%	100%	100%	97%	3%	100%	0
Minnehaha	Garretson Elementary	39	92%	92%	92%	92%	0%	92%	2
Minnehaha	Jefferson Elementary	39	92%	97%	95%	95%	0%	90%	0
Minnehaha	Mark Twain Elementary	40	98%	98%	93%	93%	0%	98%	0
Minnehaha	Baltic Elementary	41	98%	98%	98%	95%	2%	98%	1
Minnehaha	Renberg Elementary	51	100%	100%	100%	100%	0%	98%	0
Minnehaha	Laura B Anderson	66	97%	95%	97%	97%	0%	97%	0
Minnehaha	Tri-Valley Elementary	68	99%	99%	99%	99%	0%	100%	1
Minnehaha	Dell Rapids Elementary	69	97%	97%	97%	97%	0%	99%	2
Minnehaha	Eugene Field Elementary	70	94%	94%	96%	94%	0%	93%	5
Minnehaha	Fred Assam Elementary	70	97%	97%	97%	97%	0%	97%	1
Minnehaha	Garfield Elementary	71	99%	99%	100%	100%	0%	99%	0
Minnehaha	Longfellow Elementary	71	99%	100%	100%	99%	1%	97%	0
Minnehaha	West Central Hartford	71	100%	100%	100%	0%	100%	0%	0
Minnehaha	SF Christian School	76	95%	93%	91%	89%	1%	95%	7
Minnehaha	Robert Bennis Elem	82	99%	99%	100%	98%	2%	96%	0
Minnehaha	Laura Wilder Elementary	85	98%	95%	99%	99%	0%	0%	2
Minnehaha	Cleveland Elementary	87	97%	97%	99%	98%	1%	77%	0
Minnehaha	Terry Redlin Elementary	88	99%	99%	97%	94%	2%	100%	1
Minnehaha	Hawthorne Elementary	90	99%	98%	100%	100%	0%	94%	0
Minnehaha	Lowell Elementary	93	100%	99%	99%	99%	0%	98%	1
Minnehaha	Anne Sullivan Elementary	98	98%	98%	97%	98%	0%	91%	2
Minnehaha	Brandon Elementary	100	100%	100%	98%	95%	1%	100%	2
Minnehaha	Harvey Dunn Elementary	108	98%	98%	98%	98%	0%	97%	2
Minnehaha	Oscar Howe Elementary	108	96%	95%	96%	96%	0%	93%	4
Minnehaha	John Harris Elementary	110	97%	97%	97%	97%	1%	97%	3
Minnehaha	John F Kennedy	117	100%	99%	100%	99%	0%	100%	0
Minnehaha	Rosa Parks Elementary	119	96%	96%	96%	96%	0%	89%	5
Minnehaha	Hayward Elementary	120	99%	98%	99%	98%	1%	93%	1
Minnehaha	Discovery Elementary	121	99%	99%	99%	98%	0%	96%	1
Minnehaha	Robert Frost Elementary	131	95%	95%	95%	95%	1%	92%	6
Minnehaha	RF Pettigrew Elementary	138	99%	99%	99%	99%	0%	96%	1
Minnehaha	Central Baptist	No Kindergarten							
Minnehaha	SD School F/T Deaf	No Kindergarten							
Moody	Full county	77	100%	100%	100%	96%	3%	97%	1
Moody	Pleasant Valley Elementary	<10	100%	100%	100%	nd	0%	nd	1
Moody	Colman-Egan Elementary	22	100%	100%	100%	100%	0%	95%	0
Moody	Flandreau Elementary	50	100%	100%	100%	96%	4%	100%	0
Oglala Lakota	Full county	280	98%	95%	96%	96%	1%	93%	1
Oglala Lakota	Red Shirt Table	12	100%	100%	100%	100%	0%	100%	0
Oglala Lakota	Wounded Knee Elementary	12	100%	100%	100%	100%	0%	100%	0
Oglala Lakota	Our Lady of Lourdes	13	100%	62%	69%	69%	0%	0%	0
Oglala Lakota	Red Cloud Elementary	21	100%	95%	100%	100%	0%	100%	0
Oglala Lakota	Ogalala Loneman (Isna Wica)	24	96%	96%	96%	96%	0%	100%	0
Oglala Lakota	Porcupine Elementary	25	84%	88%	88%	88%	0%	100%	0
Oglala Lakota	Little Wound Elementary	31	100%	100%	100%	97%	3%	100%	0
Oglala Lakota	Rockyford Elementary	51	98%	100%	100%	98%	2%	94%	0
Oglala Lakota	Wolf Creek Elementary	91	99%	96%	98%	98%	1%	97%	1
Oglala Lakota	Pine Ridge Elementary	Failed to submit school vaccination data							
Pennington	Full county	1,628	98%	97%	98%	97%	0%	85%	29
Pennington	Big White	<10	100%	100%	100%	100%	0%	nd	0
Pennington	Black Hills Children's Home	<10	100%	100%	100%	100%	0%	100%	0
Pennington	Children's Home Montessori	<10	100%	nd	100%	nd	nd	100%	0
Pennington	St Pauls	10	100%	100%	100%	100%	0%	90%	0
Pennington	New Underwood	18	94%	94%	94%	94%	0%	100%	0
Pennington	Zion Lutheran	19	100%	100%	100%	100%	0%	95%	0
Pennington	Wall Elementary	26	100%	100%	100%	100%	0%	100%	0
Pennington	Hill City Elementary	30	100%	100%	100%	97%	0%	93%	0
Pennington	Calvary Christian	31	87%	87%	87%	84%	0%	87%	3
Pennington	South Canyon Elementary	48	94%	90%	92%	92%	0%	85%	1
Pennington	South Park	50	96%	96%	96%	96%	0%	96%	2

County	School	Student certificates	DTaP-4	Polio-4	MMR-2	Varicella-2	Varicella history	HBV-3	Exempts
Pennington	St Elizabeth Seton	53	96%	96%	96%	96%	0%	87%	1
Pennington	Horace Mann	59	98%	98%	98%	98%	0%	92%	1
Pennington	Pinedale Elementary	64	97%	97%	97%	97%	0%	84%	1
Pennington	Canyon Lake	68	96%	94%	96%	94%	0%	93%	3
Pennington	Woodrow Wilson (Wilson)	72	99%	99%	99%	97%	0%	94%	2
Pennington	Black Hawk	73	99%	99%	99%	99%	0%	97%	1
Pennington	Corral Drive Elementary	76	100%	99%	100%	100%	1%	100%	0
Pennington	Rapid Valley Elementary	86	99%	98%	99%	97%	0%	81%	3
Pennington	Knollwood Heights	92	99%	98%	100%	98%	1%	64%	1
Pennington	General Beadle	96	98%	98%	99%	99%	0%	99%	1
Pennington	Meadowbrook Elementary	97	100%	99%	100%	100%	0%	92%	2
Pennington	Robbinsdale Elementary	97	97%	97%	98%	96%	1%	96%	2
Pennington	Grandview Elementary	98	98%	97%	98%	97%	0%	94%	2
Pennington	Valley View	100	98%	98%	99%	98%	1%	99%	1
Pennington	Badger Clarke/Carrousel	254	99%	99%	99%	99%	0%	51%	2
Perkins	Full county	48	94%	94%	94%	92%	0%	98%	0
Perkins	Bison Elementary	15	93%	93%	93%	87%	0%	100%	0
Perkins	Lemmon Elementary	33	94%	94%	94%	94%	0%	97%	0
Potter	Full county	23	91%	91%	91%	91%	4%	91%	0
Potter	Hoven Elementary	<10	100%	100%	100%	100%	0%	100%	0
Potter	Gettysburg Elementary	16	88%	88%	88%	88%	6%	88%	0
Roberts	Full county	168	96%	96%	97%	95%	3%	98%	1
Roberts	White Rock Colony	<10	nd	nd	nd	nd	0%	100%	0
Roberts	New Effington Elementary	<10	100%	100%	100%	100%	0%	100%	0
Roberts	Summit Elementary	<10	100%	100%	100%	100%	0%	100%	0
Roberts	Wilmot Elementary	13	100%	100%	100%	100%	0%	100%	0
Roberts	Rosholt Elementary	15	87%	87%	87%	87%	0%	93%	1
Roberts	Tiospa Zina Elementary	37	95%	97%	100%	97%	3%	100%	0
Roberts	Sisseton (Westside) Elementary	86	99%	99%	99%	95%	5%	98%	0
Sanborn	Full county	18	89%	89%	89%	89%	0%	94%	0
Sanborn	Upland Colony	<10	nd	nd	nd	nd	0%	nd	0
Sanborn	Sanborn Central	<10	nd	nd	nd	nd	0%	100%	0
Sanborn	Woonsocket Elementary	<10	100%	100%	100%	100%	0%	100%	0
Spink	Full county	94	98%	98%	98%	98%	0%	99%	2
Spink	Clark Colony Elementary	<10	100%	100%	100%	100%	0%	100%	0
Spink	Camrose Colony	<10	nd	nd	nd	nd	0%	100%	nd
Spink	Glendale Colony	<10	nd	nd	nd	nd	0%	nd	nd
Spink	Hillside Colony	<10	100%	100%	100%	100%	0%	100%	0
Spink	Spink Colony	<10	100%	100%	100%	100%	0%	100%	0
Spink	Doland Elementary	<10	100%	100%	100%	100%	0%	100%	0
Spink	Northwestern Elementary	19	100%	100%	100%	100%	0%	100%	0
Spink	Redfield Elementary	56	100%	100%	100%	100%	0%	100%	0
Stanley	Full county	21	100%	100%	95%	95%	0%	100%	2
Stanley	Cheyenne Elementary	<10	100%	100%	nd	100%	0%	100%	nd
Stanley	Stanley County Elementary	19	100%	100%	100%	95%	0%	100%	0
Sully	Onida Elementary	10	80%	80%	80%	80%	0%	90%	2
Todd	Full county	288	97%	98%	99%	98%	0%	98%	0
Todd	O'Kreek Elementary	0							
Todd	Klein Elementary	<10	100%	100%	100%	100%	0%	100%	0
Todd	Littleburg Elementary	<10	100%	100%	100%	100%	0%	100%	0
Todd	Lakeview Elementary	<10	100%	100%	100%	100%	0%	nd	0
Todd	White Eagle Christian Acade	<10	100%	100%	100%	nd	0%	100%	0
Todd	Spring Creek Elementary	12	92%	92%	92%	92%	0%	92%	0
Todd	He Dog Elementary	32	97%	100%	100%	100%	0%	100%	0
Todd	St Francis Elementary	52	90%	92%	96%	94%	0%	92%	0
Todd	Rosebud Elementary	58	100%	100%	100%	100%	0%	100%	0
Todd	North Elementary	117	99%	99%	99%	99%	0%	100%	0
Tripp	Full county	69	99%	99%	99%	99%	0%	99%	1
Tripp	Colome Elementary	<10	nd	nd	nd	nd	0%	100%	nd
Tripp	Winner (Westside) Elem	61	100%	100%	100%	100%	0%	98%	0

County	School	Student certificates	DTaP-4	Polio-4	MMR-2	Varicella-2	Varicella history	HBV-3	Exempts
Turner	Full county	100	94%	95%	93%	92%	3%	97%	3
Turner	Cameron Colony	<10	100%	100%	100%	100%	0%	100%	0
Turner	Marion Elementary	12	75%	75%	67%	67%	0%	92%	1
Turner	Centerville Elementary	20	100%	100%	100%	100%	0%	100%	0
Turner	Viborg/Hurley Elementary	30	97%	97%	97%	97%	0%	97%	0
Turner	Parker Elementary	35	94%	97%	94%	91%	9%	97%	2
Union	Full county	209	99%	98%	99%	99%	0%	97%	4
Union	Alcester Elementary	25	100%	100%	100%	100%	0%	100%	0
Union	Beresford Elementary	44	98%	95%	95%	95%	0%	95%	2
Union	Elk Point-Jefferson Elementary	55	100%	100%	100%	100%	0%	100%	0
Union	Dakota Valley Elementary	85	98%	98%	99%	99%	0%	95%	2
Walworth	Full county	51	100%	100%	100%	100%	0%	98%	0
Walworth	Selby Elementary	<10	100%	100%	100%	100%	0%	100%	0
Walworth	Freeman-Davis Elementary	43	100%	100%	100%	100%	0%	98%	0
Yankton	Full county	243	99%	99%	100%	99%	1%	99%	0
Yankton	Gayville-Volin Elementary	23	100%	100%	100%	96%	4%	100%	0
Yankton	Webster Elementary	25	100%	100%	100%	96%	4%	100%	0
Yankton	Sacred Heart (St Bens) Elem	32	100%	100%	100%	100%	0%	100%	0
Yankton	Stewart Elementary	43	100%	100%	100%	100%	2%	100%	0
Yankton	Beadle Elementary	60	100%	100%	100%	100%	0%	98%	0
Yankton	Lincoln Elementary	60	97%	97%	98%	98%	0%	98%	0
Ziebach	Dupree Elementary	22	100%	100%	95%	91%	0%	100%	0
TOTAL SOUTH DAKOTA		11,990	97%	97%	97%	95%	2%	92%	202

*DTaP-4 (Diphtheria-Tetanus-Pertussis x4), Polio-4, MMR-2 (Measles-Mumps-Rubella x2), Varicella x2, Varicella history (history of chicken pox), HBV-3 (Hepatitis B x3); Exempts (medical and religious exemptions).

**For schools with a kindergarten class of less than 10 students, the number of students has been redacted and shown as <10.

nd: Not disclosed: rates less than 100% for schools with <10 kindergarten students.