

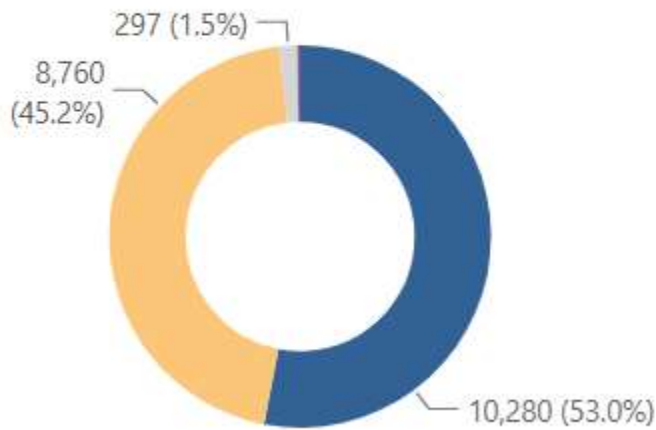


7/2/2026

June 2026 Medical Cannabis Data

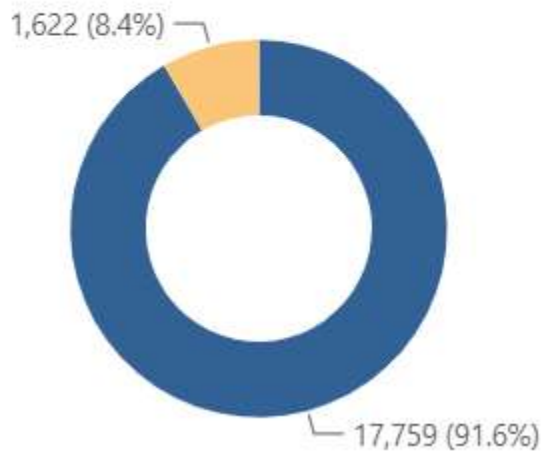
Patient Count by Gender

● Male ● Female ● (Blank) ● Other



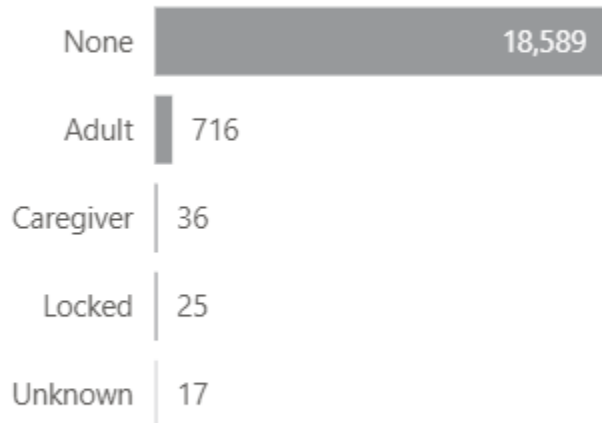
Patient Count by Low Income Status

● Not low income ● Low Income ● Unknown





Patient Count by Cultivation Type



[? Cultivation type definitions](#)

None: Neither patient nor designated caregiver will cultivate cannabis.

Adult: Adult patient will cultivate cannabis.

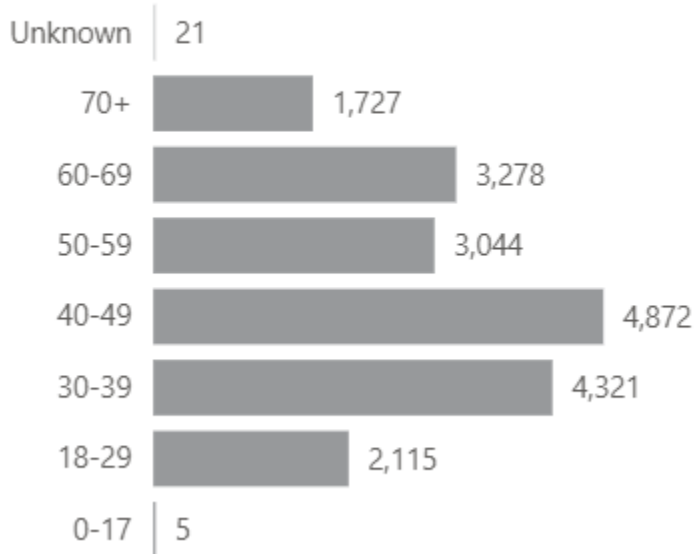
Caregiver: One designated caregiver will cultivate cannabis.

Locked: Adult patient and designated caregiver in same household will cultivate cannabis in a single enclosed, locked facility.

Locked Parents: Two parents or legal guardians will cultivate cannabis in a single enclosed, locked facility.



Patient Count by Current Age



Patients

approved

19,383

Residential Patients

approved

18,805

Non-residential Patients

approved

572

Caregivers

approved

601



DIVISION OF LICENSURE & ACCREDITATION

Medical Cannabis

Providers

approved

207

Approved Providers

advanced care registered nurse

72

physician

117

physician's assistant

18

Condition	Patient Count %
Severe, debilitating pain	70.40%
Post - traumatic stress disorder	13.87%
Severe and persistent muscle spasms	4.21%
Cancer or its treatment, if associated with severe or chronic pain, nausea or severe vomiting, or cachexia or severe wasting	4.12%
Severe nausea, except nausea associated with pregnancy	3.32%
Seizures	1.18%
Multiple Sclerosis	0.82%
Epilepsy and seizures	0.80%
Crohn's disease	0.58%
Cachexia or wasting syndrome	0.53%
Acquired immune deficiency syndrome or positive status for human immunodeficiency virus	0.10%
Amyotrophic lateral sclerosis	0.03%