

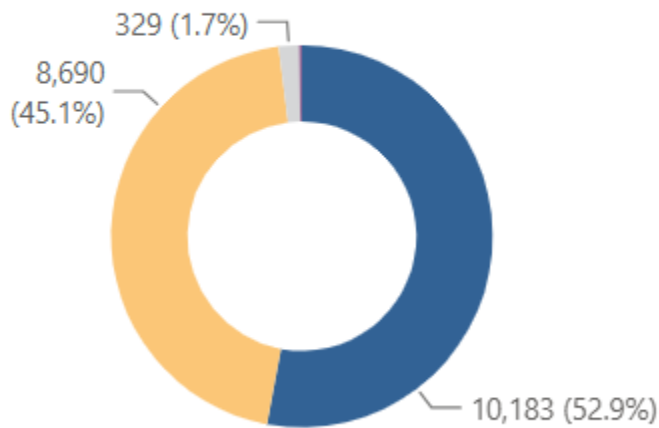


6/2/2026

May 2026 Medical Cannabis Data

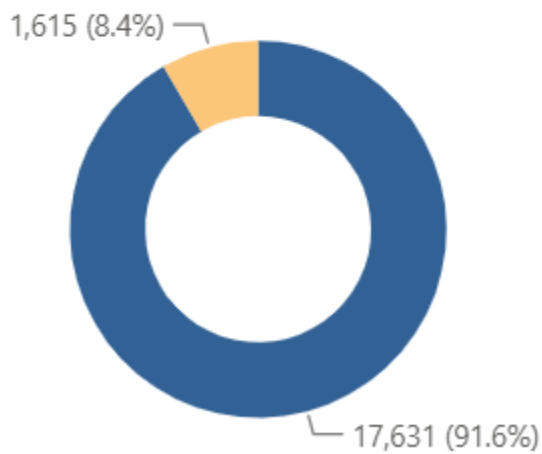
Patient Count by Gender

● Male ● Female ● (Blank) ● Other



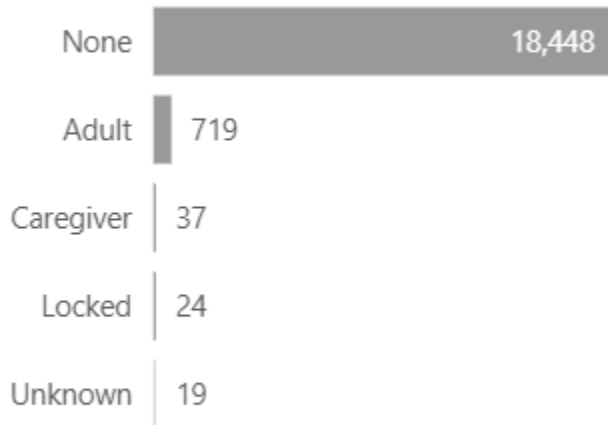
Patient Count by Low Income Status

● Not low income ● Low Income ● Unknown





Patient Count by Cultivation Type



[? Cultivation type definitions](#)

None: Neither patient nor designated caregiver will cultivate cannabis.

Adult: Adult patient will cultivate cannabis.

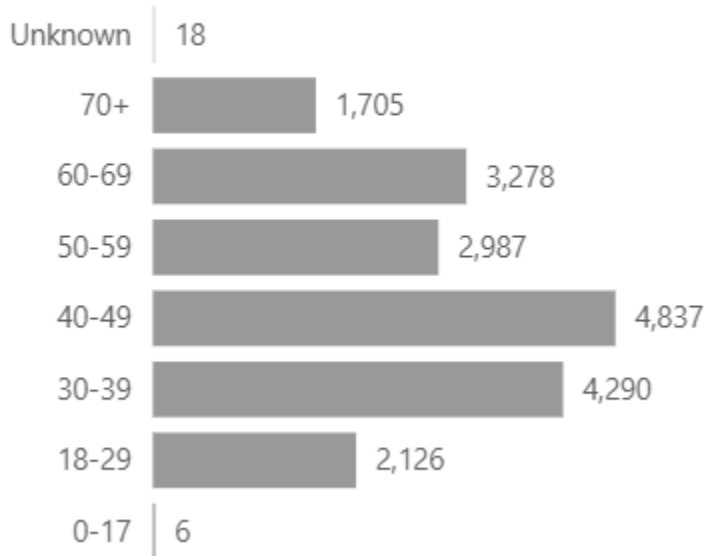
Caregiver: One designated caregiver will cultivate cannabis.

Locked: Adult patient and designated caregiver in same household will cultivate cannabis in a single enclosed, locked facility.

Locked Parents: Two parents or legal guardians will cultivate cannabis in a single enclosed, locked facility.



Patient Count by Current Age



Patients

approved
19,247

Residential Patients

approved
18,689

Non-residential Patients

approved
555

Caregivers

approved
595



DIVISION OF LICENSURE & ACCREDITATION

Medical Cannabis

Providers

approved

208

Approved Providers

advanced care registered nurse

72

physician

119

physician's assistant

17

Condition	Patient Count %
Severe, debilitating pain	69.17%
Post - traumatic stress disorder	14.56%
Severe and persistent muscle spasms	4.29%
Cancer or its treatment, if associated with severe or chronic pain, nausea or severe vomiting, or cachexia or severe wasting	4.12%
Severe nausea, except nausea associated with pregnancy	3.54%
Seizures	1.20%
Multiple Sclerosis	0.80%
Epilepsy and seizures	0.78%
Crohn's disease	0.68%
Cachexia or wasting syndrome	0.64%
Acquired immune deficiency syndrome or positive status for human immunodeficiency virus	0.17%
Amyotrophic lateral sclerosis	0.01%