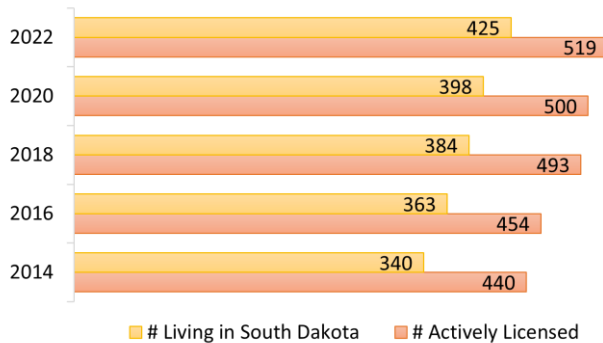


Licensure

As of 12/5/2022, there were **519** actively licensed South Dakota CRNAs; **425 (82%)** live in the South Dakota.

Licensure Trends

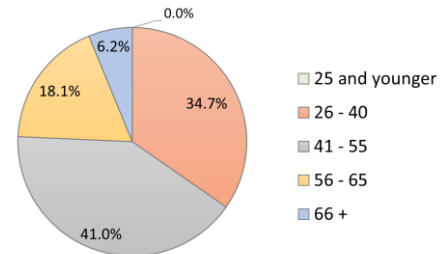


Demographics



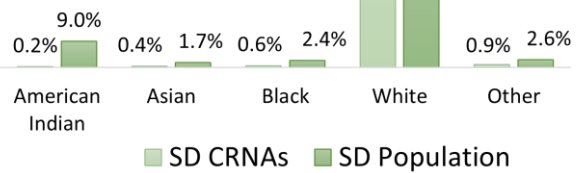
52% of nurse anesthetists are male

Age



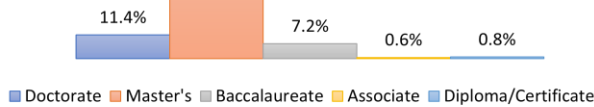
13.5% of currently licensed CRNAs are retired or plan to retire in the next 5 years

Race



Highest Education Degree

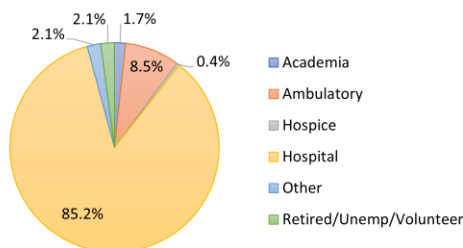
91.3% of CRNAs hold a Master's or Doctorate degree
11 CRNAs are enrolled in education to advance degree



Employment

87% are employed full-time and **11%** part-time
96% practice in role administering anesthesia

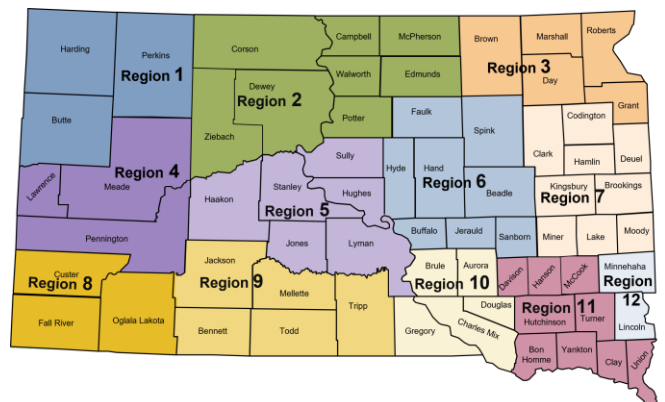
Practice Settings



80%
Practice in SD

13% practice in neighboring states
5% practice in other states
2% are retired, unemployed, or volunteer

Regional Distribution



Region	1	2	3	4	5	6	7	8	9	10	11	12	Total
# CRNAs	0	5	18	104	9	3	18	0	3	3	47	215	425
% CRNAs	0.0	1.2	4.2	24.5	2.1	0.7	4.2	0.0	0.7	0.7	11.1	50.6	100%
% General State Population	1.6	3.0	7.3	18.8	3.2	4.2	11.4	3.3	2.6	2.7	12.0	30.0	100%
FTE Availability	0	5	17	96	8	3	17	0	3	3	43	198	393