



South Dakota Prescription Drug Monitoring Program Update

**Prescription Opioid Abuse Advisory Committee Meeting
July 19, 2018**

Melissa DeNoon, R.Ph.
SD PDMP Director
SD State Board of Pharmacy

Prescriber Mandated Registration

Mandated Prescriber Role	Total in Role	Complete	% Compliant
DDS/DMD	455	440	97%
MD/DO	2640	2462	93%
CNP/CNM	733	702	96%
OD	134	134	100%
PA	543	535	99%
DPM	41	39	95%
Totals	4546	4312	95%

PMP AWARe Users

SD PDMP Users June 2018	
Pharmacists	1090
Physicians (MD, DO)	2462
Physician Assistants	535
CNPs and CNMs	702
Dentists	440
Optometrists	134
Podiatrists	39
Prescriber Delegates	656
Other	243
Total	6,301

Updated Monthly PDMP Stats Report

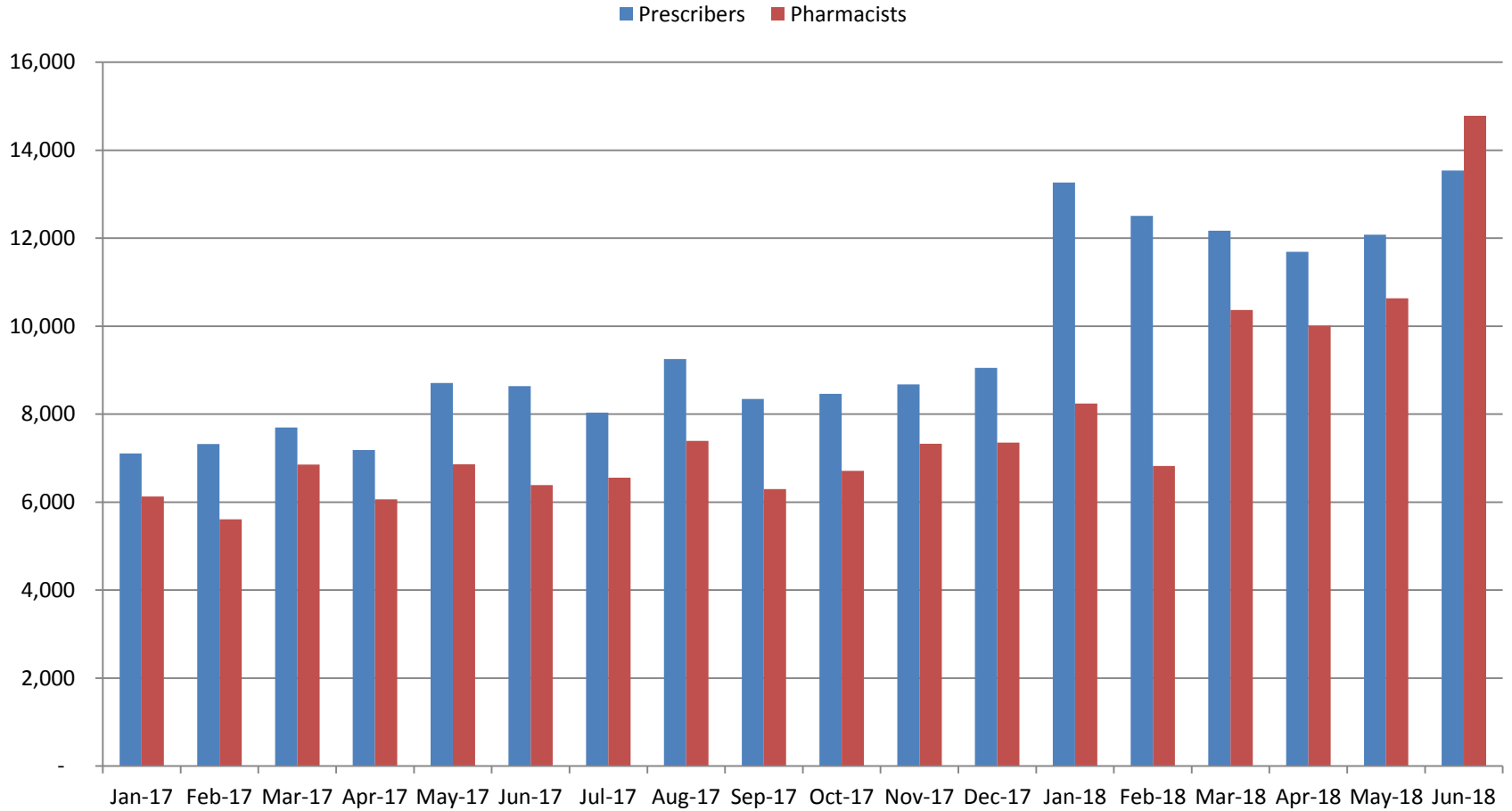
Opioid Prescriptions	RXs	% of all CS RXs	Quantity	Days of Supply
January 1, 2018 - January 31, 2018	45,977	39.74%	2,874,914	713,528
February 1, 2018 - February 28, 2018	40,384	39.30%	2,522,581	627,205
March 1, 2018 - March 31, 2018	44,562	39.23%	2,775,526	688,635
April 1, 2018 - April 30, 2018	41,642	39.27%	2,557,317	639,636
May 1, 2018 - May 31, 2018	44,842	40.23%	2,764,557	692,606
June 1, 2018 - June 30, 2018	42,303	40.73%	2,574,114	646,218

SD PDMP Queries	Pharmacists-Online	Prescribers-Online	*LE-Online	Pharmacists-Integration	Prescribers-Integration	Admin Run	Total Queries
<i>2012 Total (Mar - Dec)</i>	<i>7,318</i>	<i>7,371</i>				<i>489</i>	<i>15,178</i>
<i>2013 Total (Jan - Dec)</i>	<i>23,776</i>	<i>16,389</i>				<i>567</i>	<i>40,732</i>
<i>2014 Total (Jan - Dec)</i>	<i>36,870</i>	<i>22,687</i>				<i>646</i>	<i>60,203</i>
<i>2015 Total (Jan - Dec)</i>	<i>52,365</i>	<i>33,507</i>	<i>33</i>			<i>1,094</i>	<i>86,999</i>
<i>2016 Total (Jan - Dec)</i>	<i>55,996</i>	<i>44,394</i>	<i>604</i>	<i>2,638</i>	<i>7,360</i>	<i>1,129</i>	<i>112,121</i>
<i>2017 Total (Jan - Dec)</i>	<i>73,508</i>	<i>77,983</i>	<i>628</i>	<i>6,011</i>	<i>20,484</i>	<i>2,021</i>	<i>180,635</i>
May '17	6,268	6,848	71	593	1,859	43	15,682
June '17	5,904	6,872	69	485	1,765	319	15,414
July '17	6,080	6,260	32	473	1,774	104	14,723
August '17	6,774	7,321	41	615	1,932	139	16,822
September '17	5,830	6,696	40	465	1,649	256	14,936
October '17	6,210	6,820	50	503	1,643	90	15,316
November '17	6,816	7,001	45	508	1,671	284	16,325
December '17	6,858	7,295	40	493	1,755	260	16,701
January '18	7,564	11,245	41	677	2,022	130	21,679
February '18	6,256	10,362	26	562	2,146	225	19,577
March '18	9,791	9,757	30	577	2,411	156	22,722
April '18	9,428	9,447	34	585	2,245	43	21,782
May '18	9,900	9,709	43	731	2,372	170	22,925
June '18	12,875	11,044	43	1,906	2,495	25	28,388
Overall Total Queries	305,647	263,895	1,482	13,687	41,535	6,695	632,941

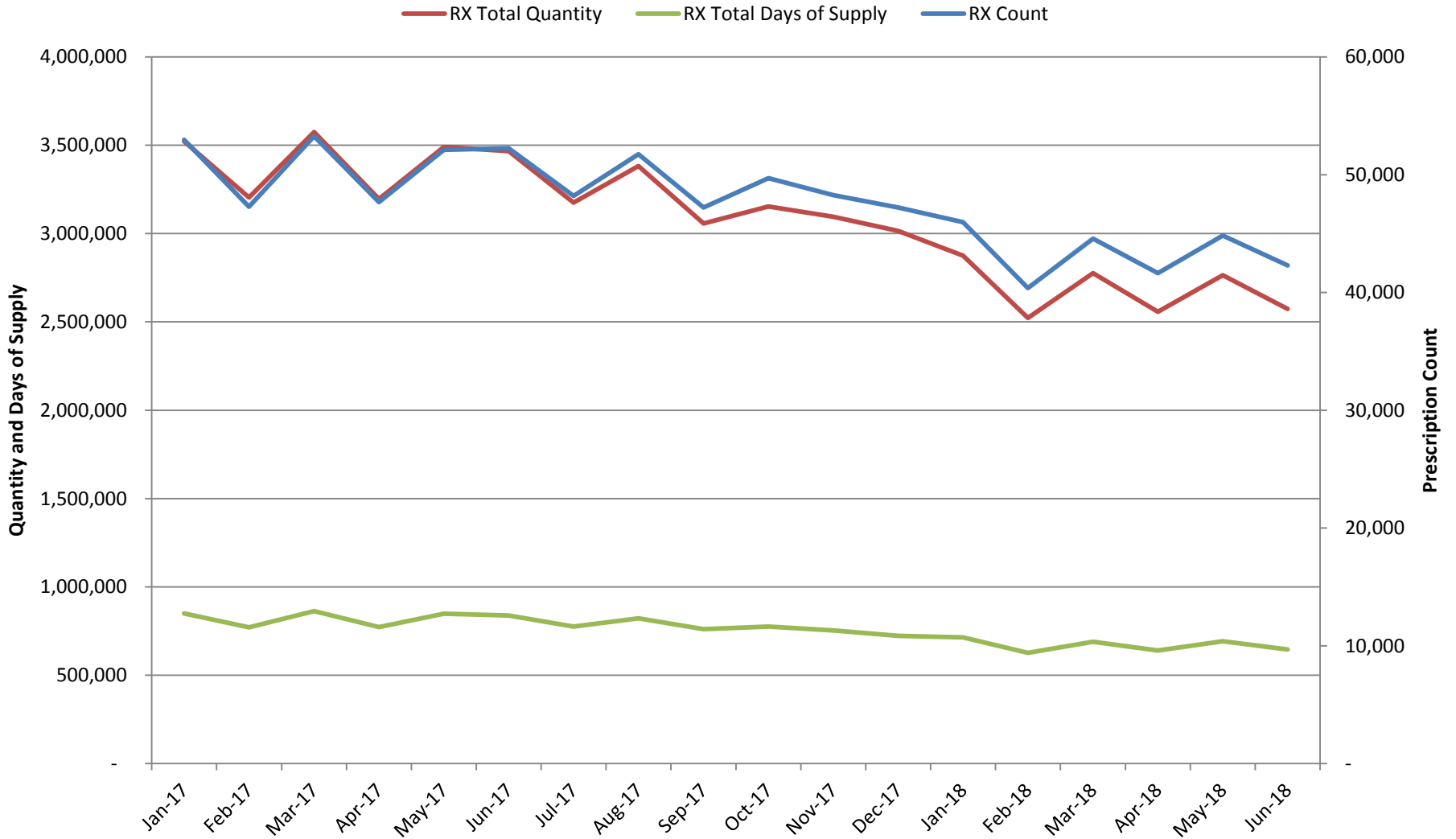
*Law Enforcement (LE) authorized to run query and view only after PDMP approval.

*Walmart/Sam's Club Pharmacist Integration Live June 2018

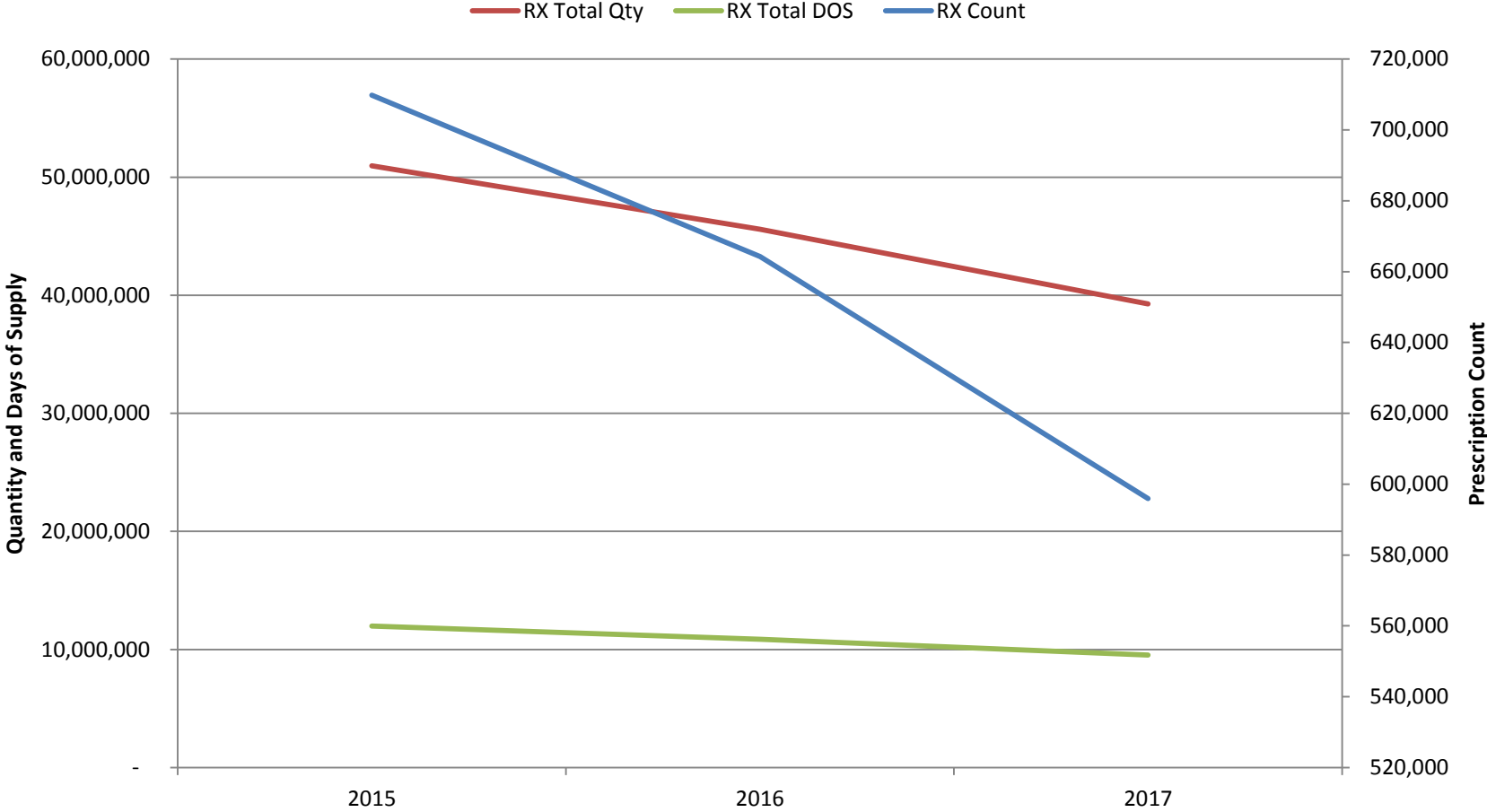
SD PDMP Queries



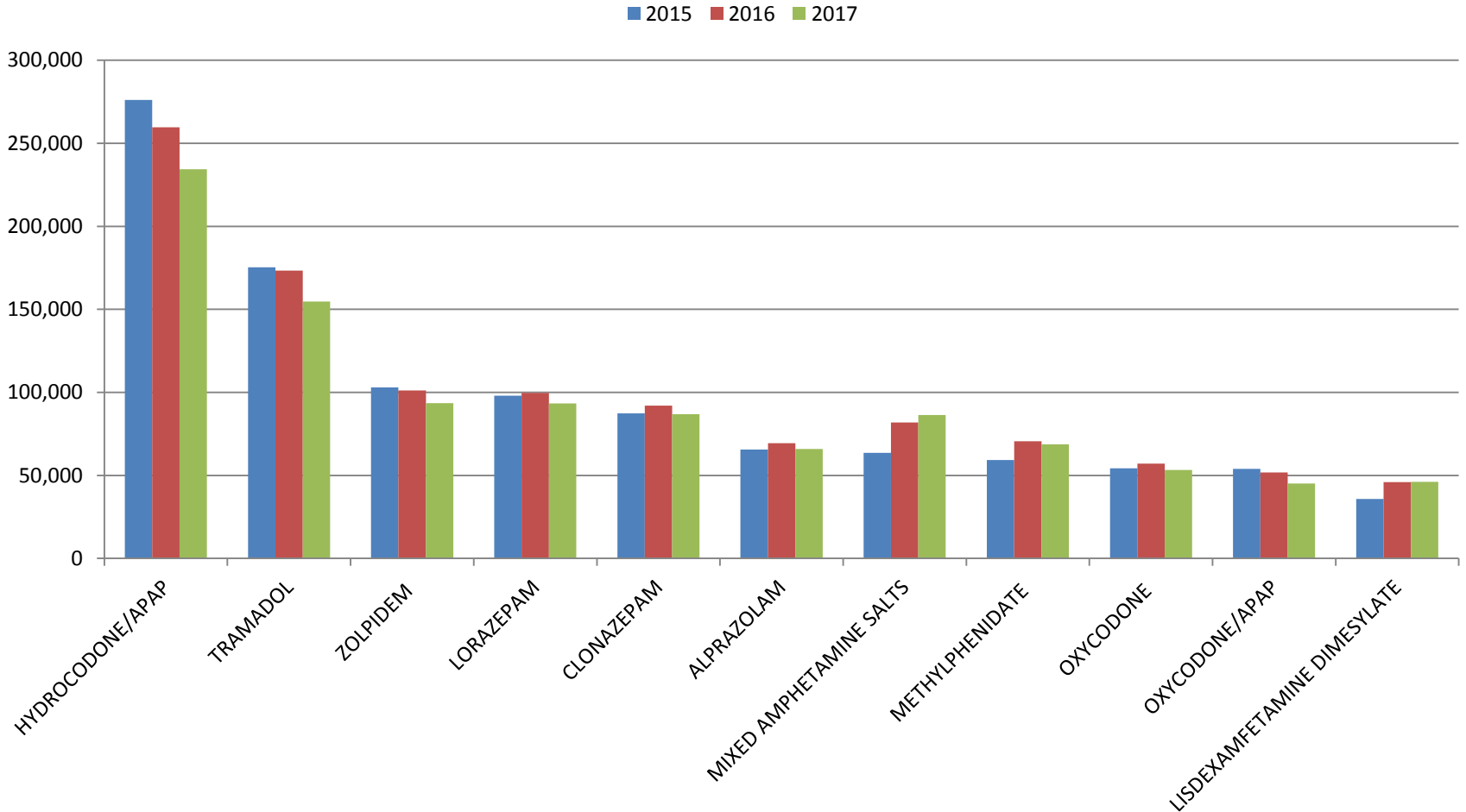
SD Opioid Prescriptions



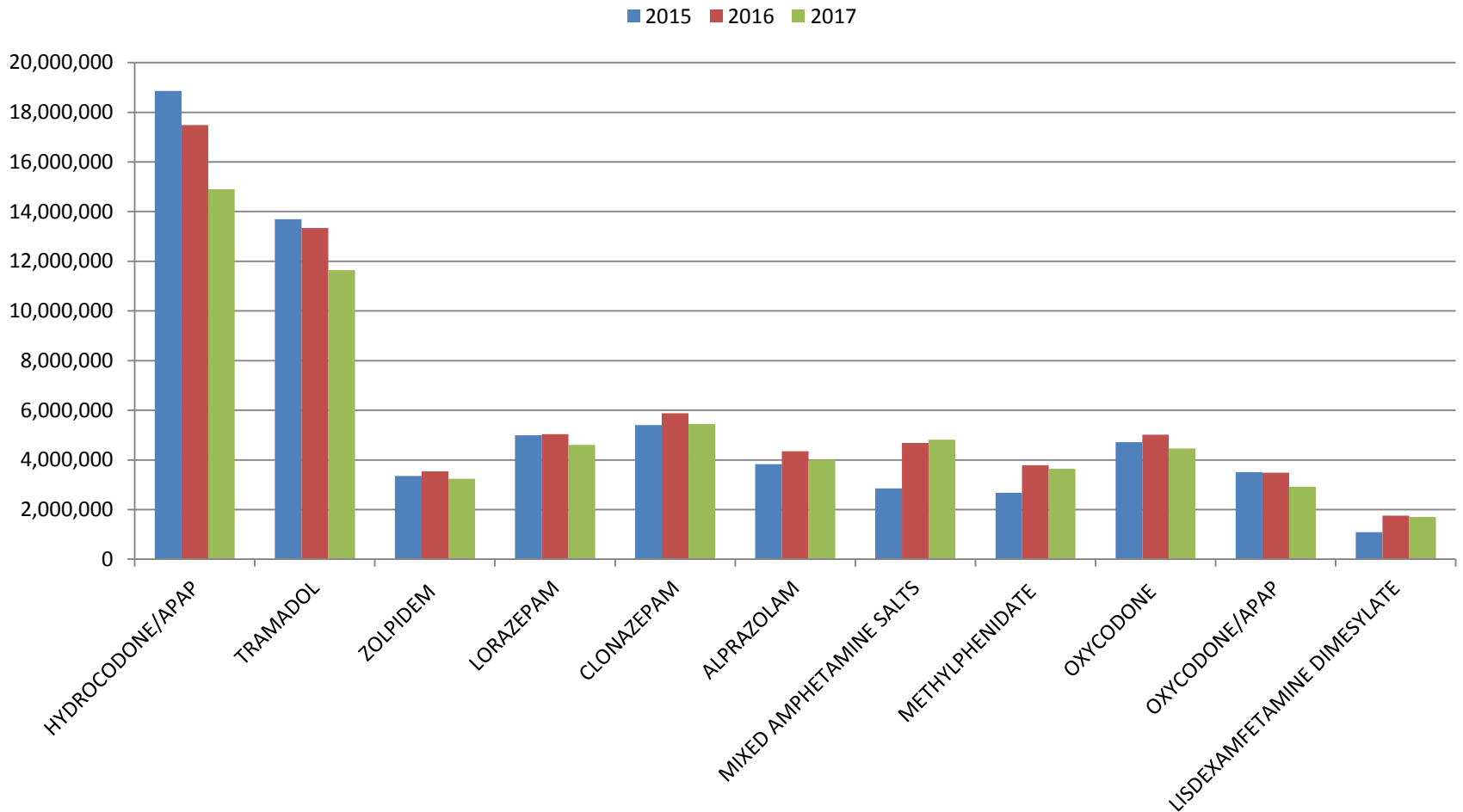
Opioid Prescriptions YOY in SD



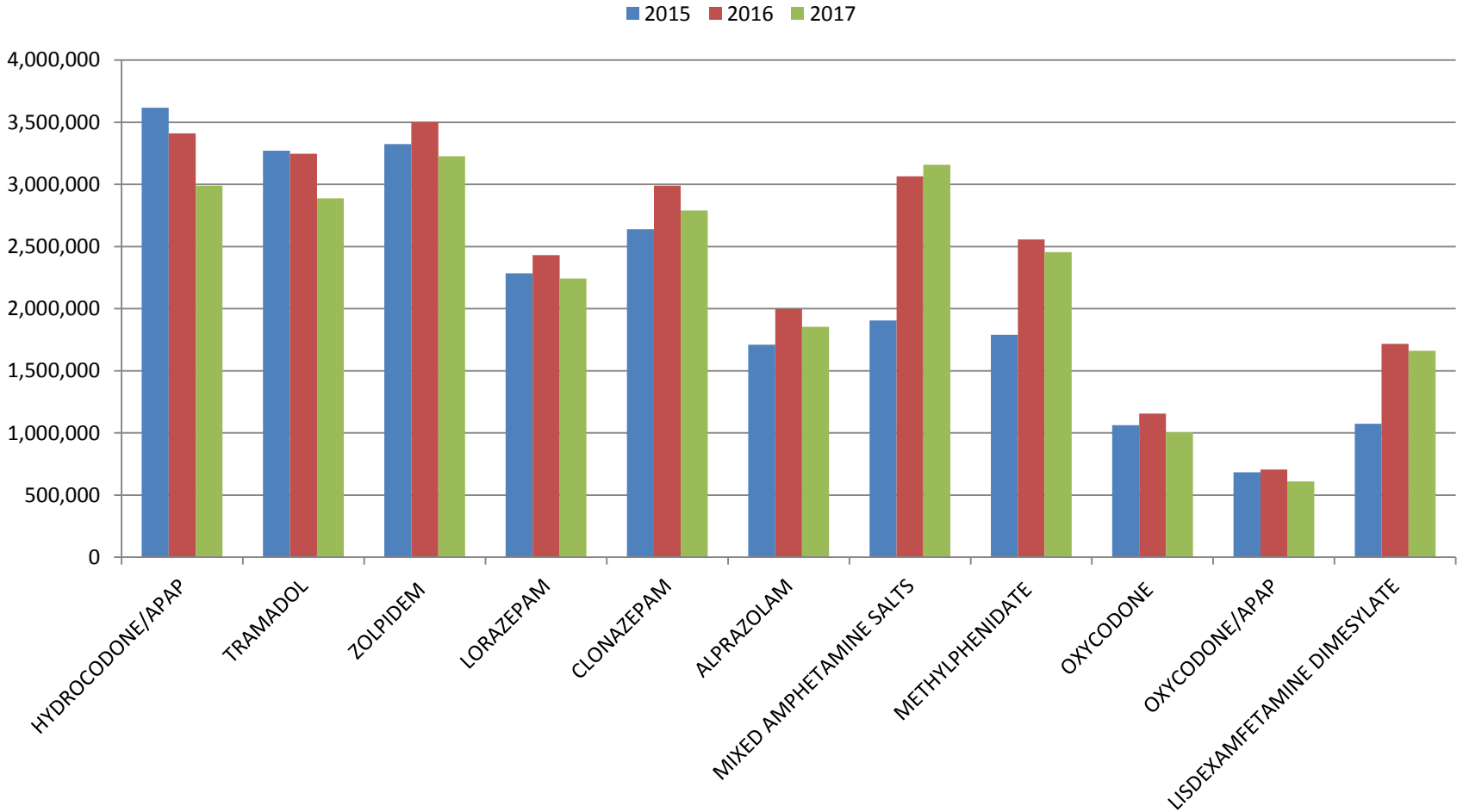
Top Ten CS YOY by Rx Count



Top Ten CS YOY by Dispensed Quantity



Top Ten CS YOY by Days of Supply



Clinical Alerts

- Provide notifications on patients that meet one or more of the following thresholds:
 - Multiple provider episodes (AKA “shopping”)
 - Daily active morphine milligram equivalents (MME)
 - Concurrent opioid and benzodiazepine prescribing

Measures	Jan-18	Feb-18	Mar-18	Apr-18	Jun-18
Total Clinical Alerts for All Prescribers	9,005	8,172	8,640	8,018	7,126
Total Prescribers Received Alerts	1,170	1,126	1,163	1,116	1,096
Prescriber / Dispenser Alerts	44	19	50	48	41
Daily Active MME Threshold Alerts	3,611	3,345	3,487	3,287	2,631
Opioid & Benzo Threshold Alerts	5,350	4,808	5,103	4,683	4,454

Prescriber Reports

- Provide quarterly reports based on the last six month period and will inform the prescriber on their own prescribing history including:
 - Comparison to red flag indicators and to peers in their specialty field
 - Summary of patient and prescription volumes
 - Notification of potential multiple provider episodes
 - Summary of prescriber and delegate PDMP utilization

SD PDMP Integrations

- Avera Health System – live May 2016
- Regional Health System – goal live date Q4 2018
- Sanford Health System – pending
- Yankton Medical Clinic – 2 physician pilot live May 2018
- Walmart and Sam's Club Pharmacies – live June 2018

Drug Take-Back Program

- Establishment of the MedDrop Program in SD retail pharmacies by the Board of Pharmacy
- Operational in 9 pharmacies; current funding available for 15 pharmacies
 - Lewis Family Drug – Milbank, Chamberlain, De Smet, Viborg
 - Lewis Drug – Madison
 - Lewis Drug Southgate – Sioux Falls
 - Lynn’s Dakotamart – Pierre
 - Randall Pharmacy – Redfield
 - Cornwell Drug - Webster
- 555 pounds have been collected and returned for destruction since October 2017
- Establishing SD master site list with DOH and 211 Helpline

MedDrop Receptacle



2018 HR PDMP Enhancement Grant

- Submitted June; grantees announced September
- Grant Projects:
 - 1) Enhance SD's PMP AWARe with the NarxCare Enterprise platform
 - 2) Facilitate statewide Gateway integration of the SD PDMP into all SD prescriber electronic health records (EHR) and all SD pharmacy management systems (PMS)

QUESTIONS?

