

SD 2021/2022 Influenza Weekly Summary

Week Ending January 8, 2022 (Week 1)

Provisional numbers, * Lab confirmed: PCR, Culture or DFA. The number of laboratories using rapid confirmatory tests has increased, which may account for some of the increase in confirmed cases observed this influenza season

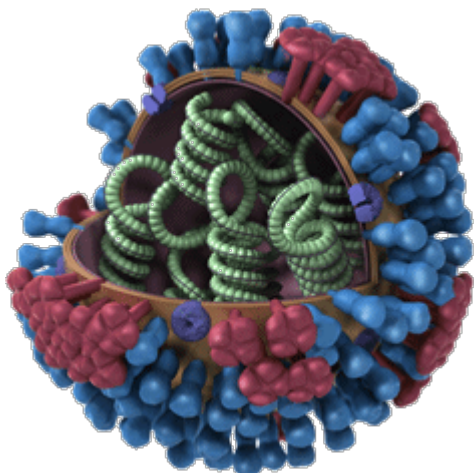


SOUTH DAKOTA
DEPARTMENT OF HEALTH

Lab Confirmed Cases	Jan 2-8	Season to Date
Type A, H1	0	2
Type A, H3	34	275
Type A, Unspecified	1,202	4,401
Type B Unspecified	5	30
B Yamagata	0	0
B Victoria	0	2
Total*	1,241	4,710

Rapid Antigen Tests (59) sites reporting	Jan 2-8	Season to Date
Total Tested	2,125	11,379
Total Positive	290 (247A/43B)	1,256 (1,012A/244B)
% Rapid Antigen Tests Positive	13.65%	11.04%

	Jan 2-8	Season to Date
Hospitalizations	21	101
Deaths	0	2



3D Influenza Virus

SD Influenza Geographic: WIDESPREAD

SD Influenza Activity: MODERATE

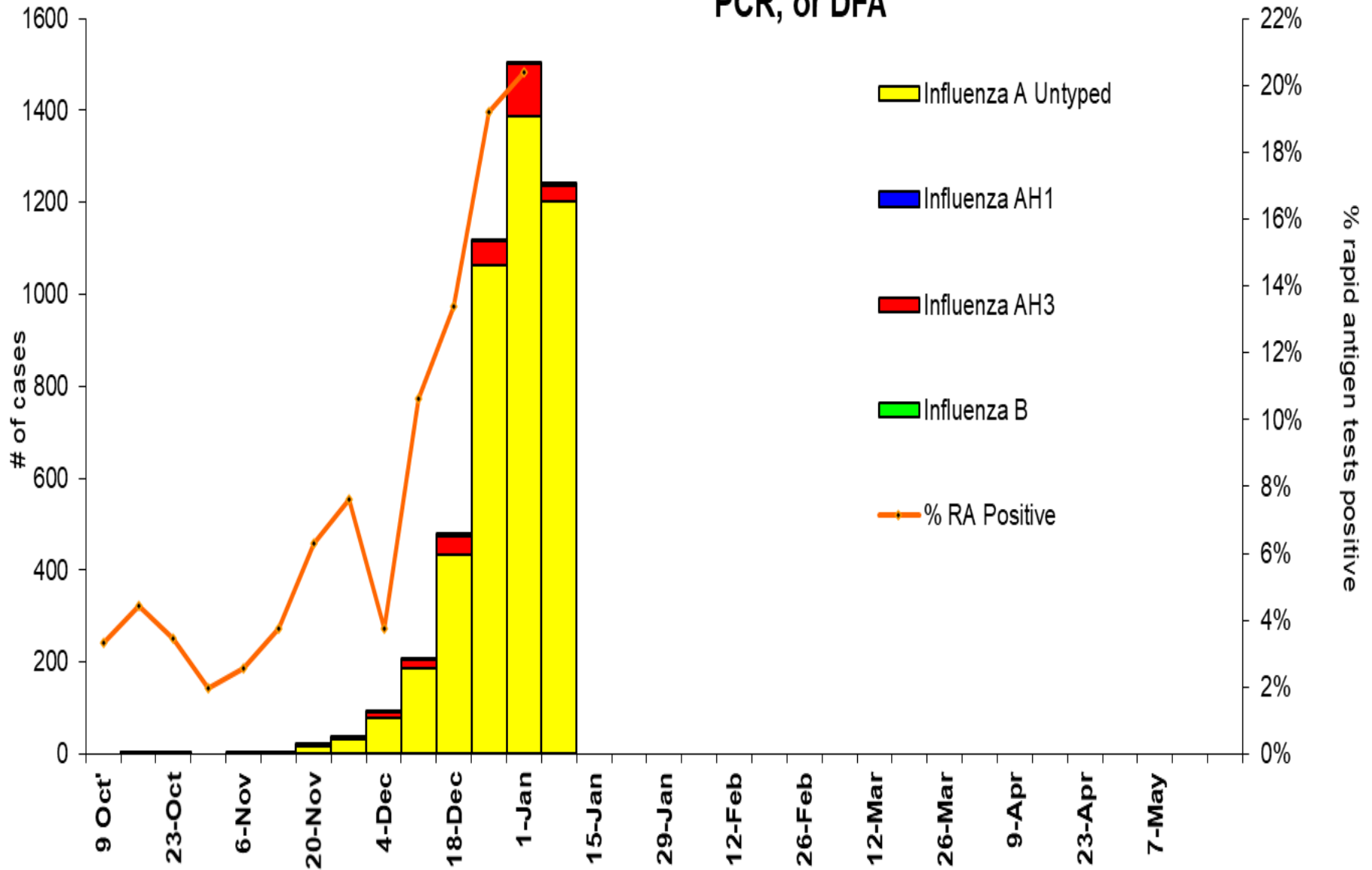
US Influenza Activity: <http://www.cdc.gov/flu/weekly/fluactivitysurv.htm>

International Flu Activity: <http://www.cdc.gov/flu/international/index.htm>

South Dakota Influenza information:

<http://doh.sd.gov/diseases/infectious/flu/>

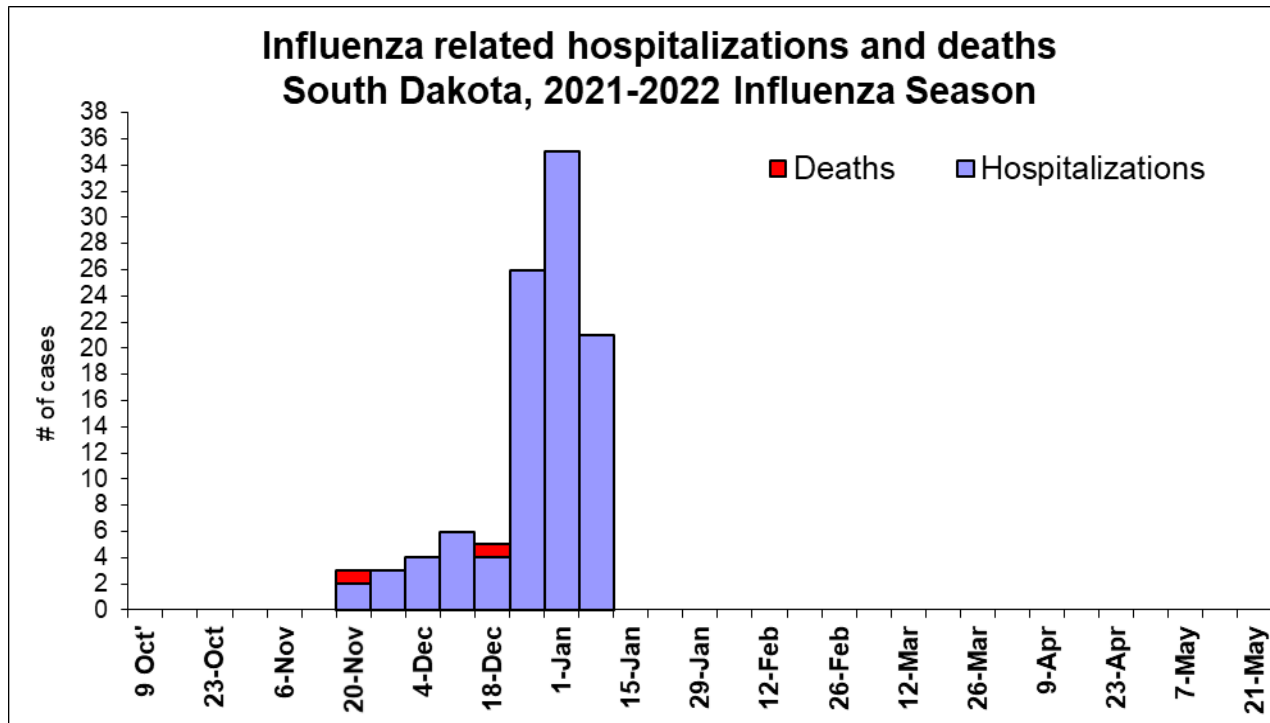
2021-2022 Influenza Season Lab Confirmed Influenza cases*, % Rapid Antigen Positive, & % School Absenteeism SD* Confirmed by Culture, PCR, or DFA



Age distribution of influenza-associated deaths and hospitalizations, and confirmed* cases, South Dakota (Provisional cumulative to-date for 2021-2022 season).

Age Group	Deaths (%)	Hospitalized (%)	Confirmed* cases (%)
0-4 yrs.	0	10 (10%)	607 (13%)
5-18 yrs.	0	8 (8%)	1,702 (36%)
19-49 yrs.	1 (50%)	19 (19%)	1,649 (35%)
50-64 yrs.	1 (50%)	16 (16%)	361 (8%)
>64 yrs.	0	48 (48%)	391 (8%)
TOTAL	2	101	4,710

* Confirmed by PCR, culture or DFA



2021-22 Influenza Season Cumulative number of
Confirmed Cases, Hospitalizations, and Deaths
Provisional numbers, * Lab confirmed: PCR, Culture or DFA.

