


South Dakota Tuberculosis Control Program Annual Report

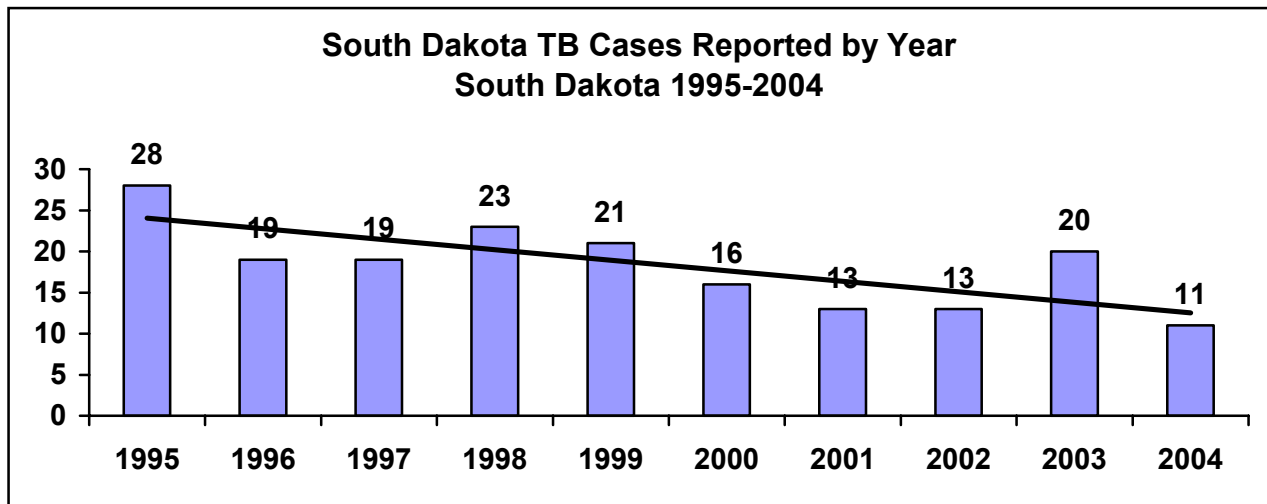


2004

2004 YEAR END SUMMARY

There were 11 cases of tuberculosis reported to the South Dakota Department of Health in 2004, which is a decrease of 9 cases from 2003. Cases were widely distributed throughout the state with 7 counties reporting TB cases. Three of these counties had not reported TB cases for 3 or more years. All TB cases reported during 2004 were male. During 2004, there was 1 INH-resistant TB case reported. In addition, there was 1 TB case reported in long-term care facility, 2 TB cases reported in correctional facilities and 2 HIV co-infected TB patients reported. During 2004, there were no cases reported in children less than 4 years of age. During 2004, the TB case rate was 1.5 cases per 100,000 as compared to 2.6 cases per 100,000 in 2003. In addition, there were 1,405 contacts to infectious TB identified and managed which is more than twice the highest number ever reported in the state.

STATISTICAL REVIEW OF 2004 TB CASES

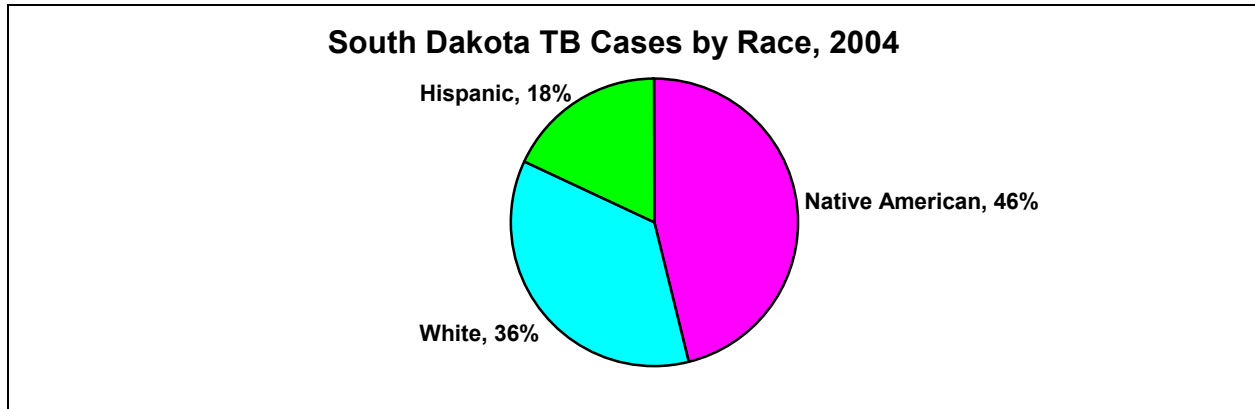


TB CASES REPORTED BY SEX AND AGE SOUTH DAKOTA 2004

AGE (years)	MALE	FEMALE	TOTAL	% OF CASES
0-4	0	0	0	0%
5-9	0	0	0	0%
10-14	0	0	0	0%
15-19	0	0	0	0%
20-29	2	0	2	18%
30-39	3	0	3	28%
40-49	0	0	0	0%
50-59	2	0	2	18%
60-69	1	0	1	9%
70-79	1	0	1	9%
80-89	2	0	2	18%
90+	0	0	0	0%
TOTAL	11	0	11	100%

**TUBERCULOSIS CASES REPORTED BY SEX AND RACE
SOUTH DAKOTA 2004**

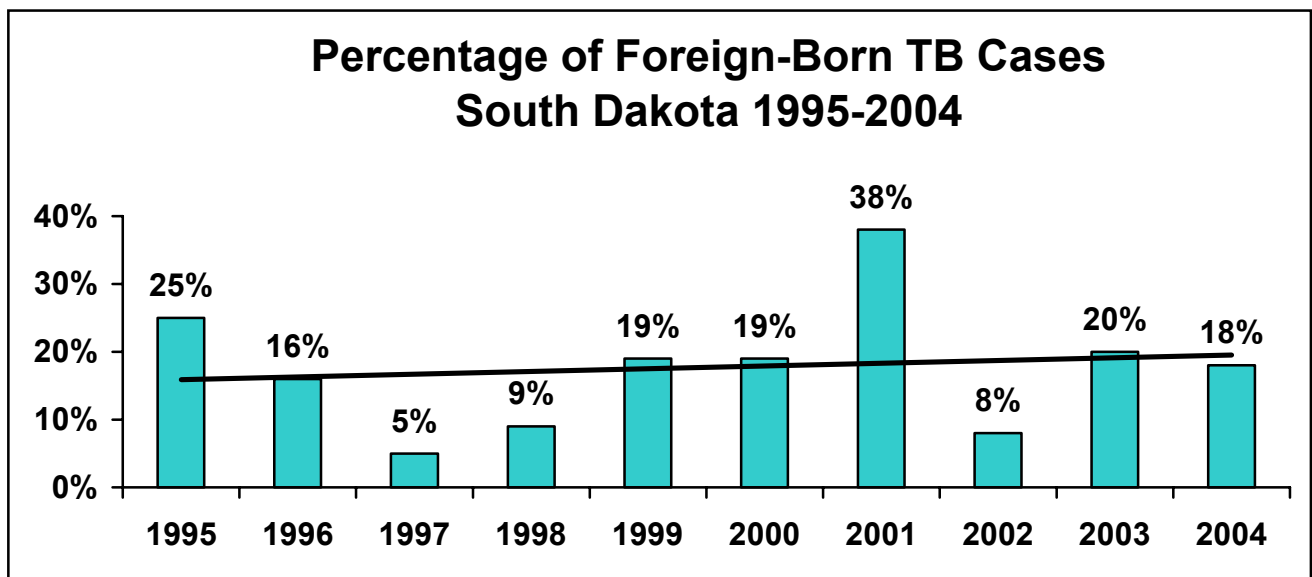
RACE	MALE	FEMALE	TOTAL	% OF CASES
Native American	5	0	5	46%
White	4	0	4	36%
Black	0	0	0	0%
Hispanic	2	0	2	18%
Asian	0	0	0	0%
TOTAL	11	0	11	100%



**TUBERCULOSIS MORBIDITY INCIDENCE RATES PER 100,000 BY RACE & YEAR
SOUTH DAKOTA 1999-2004**

RACE	1999	2000	2001	2002	2003	2004
All Races	3.0	2.3	1.7	1.7	2.6	1.5
Native American	27.7	17.8	5.9	16.1	14.6	7.3
White	0.6	0.6	0.4	0.3	0.9	0.6
Black	Not available	Not available	48.4	0.0	0.0	0.0
Asian	Not available	Not available	17.4	0.0	69.4	0.0
All Other Races	37.9*	37.9*	38.5	0.0	0.0	41.3

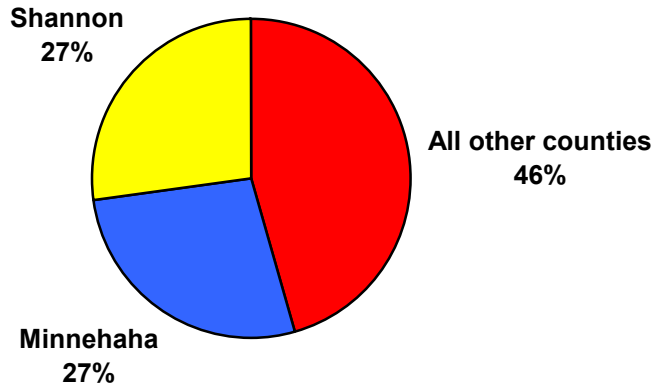
* Specific race data not available from the census for this year other than White & Native American.



**TB CASES REPORTED BY COUNTY OF RESIDENCE
SOUTH DAKOTA 2004**

County	# of TB cases	County	# of TB cases
Custer	1	Lake	1
Davison	1	Minnehaha	3
Hanson	1	Shannon	3
Jackson	1		

TB Cases Reported by County of Residence - 2004

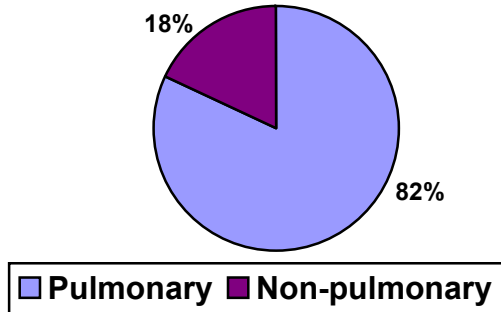


**PULMONARY AND NON-PULMONARY TUBERCULOSIS CASES BY RACE
SOUTH DAKOTA 2004**

Site of Disease	Native American	White	Black	Hispanic	Asian	TOTAL
Pulmonary	3	4	0	2	0	9
Non-pulmonary	2	0	0	0	0	2
Both	0	0	0	0	0	0
TOTAL	5	4	0	2	0	11

The non-pulmonary sites of disease included the following: renal, spinal tissue (not meningitis)

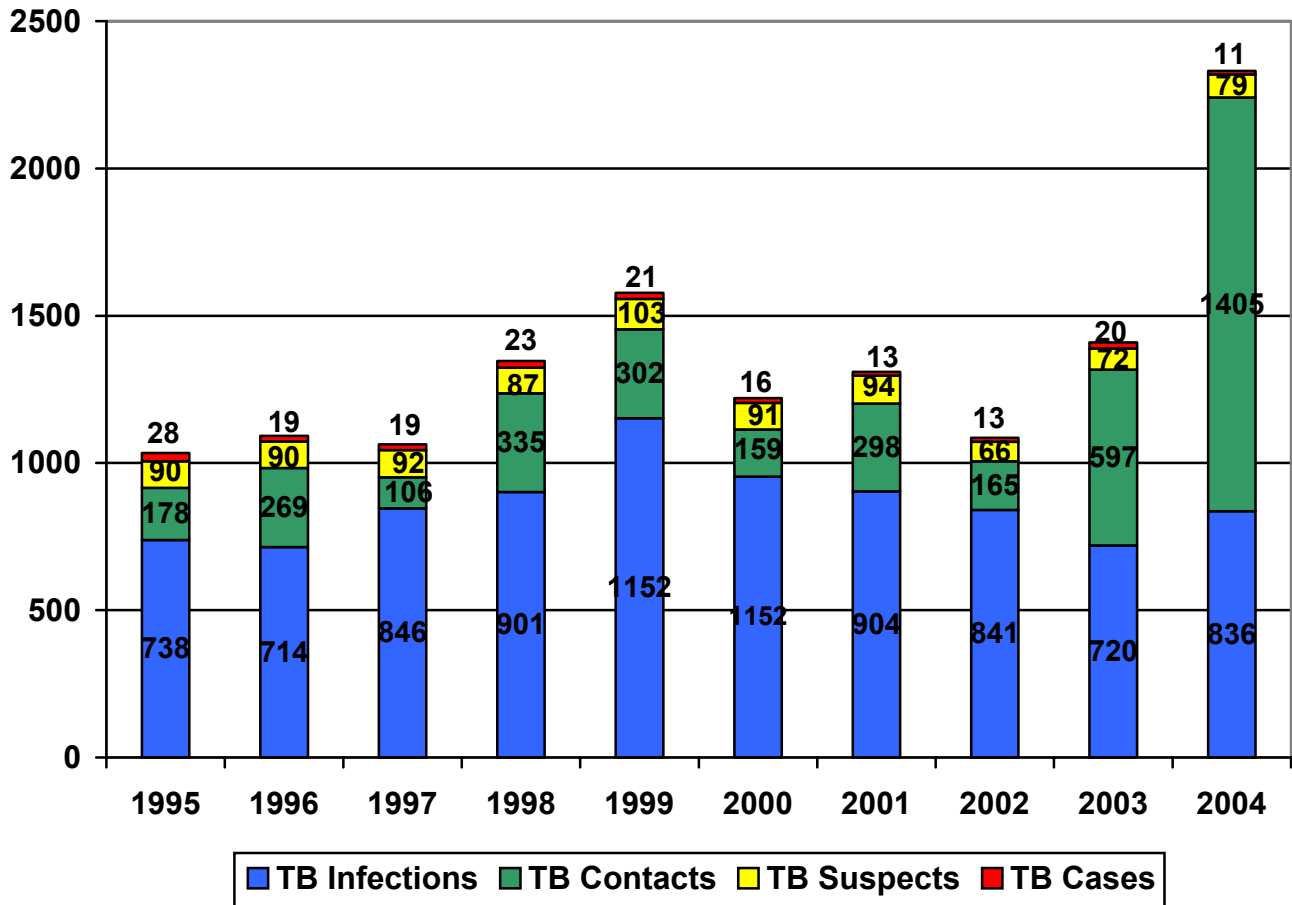
**Percentage of Pulmonary versus Non-pulmonary TB cases
South Dakota 2004**



**TUBERCULOSIS MORTALITY BY RACE AND YEAR
SOUTH DAKOTA 2001-2004**

RACE	2001		2002		2003		2004	
All races	1/13	8%	4/13	31%	4/20	20%	1/11	9%
Native American	1/4	25%	4/11	36%	4/10	40%	1/5	20%
White	0/3	0%	0/2	0%	0/6	0%	0/4	0%
Black	0/3	0%	---	---	---	---	---	---
Hispanic	0/2	0%	---	---	---	---	0/2	0%
Asian	0/1	0%	---	---	0/4	0%	---	---

**Cumulative # of TB Investigations by Disease Intervention
Specialists (DIS) 1995-2004**

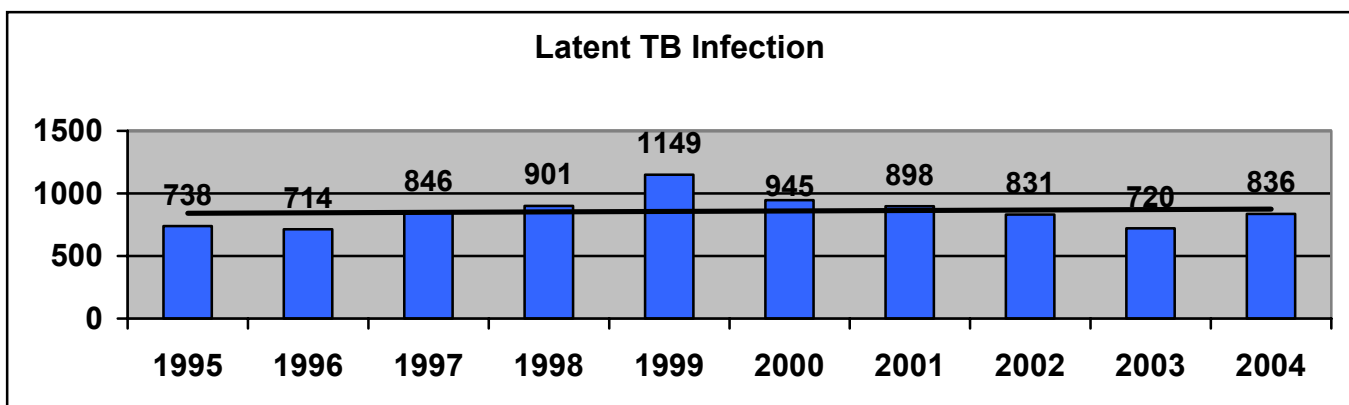
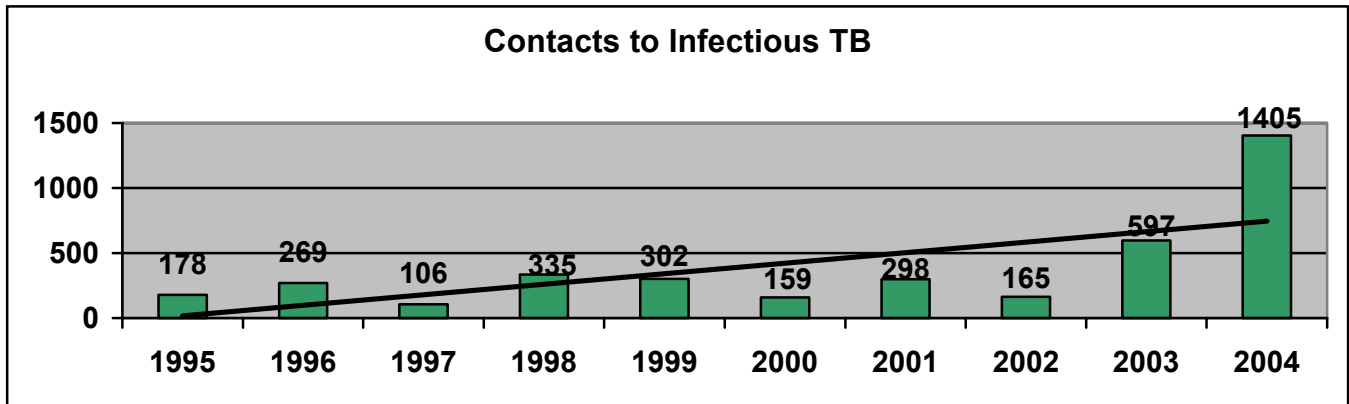
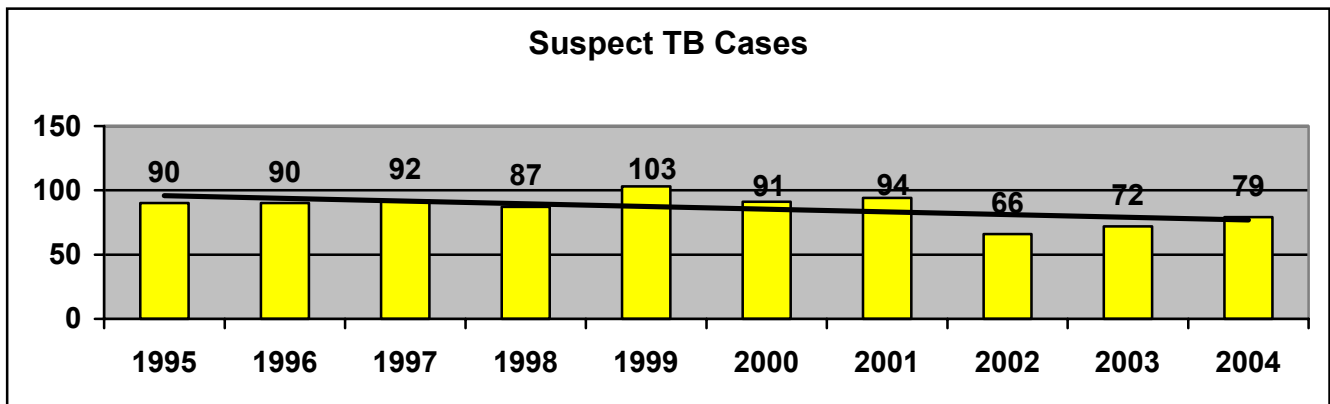
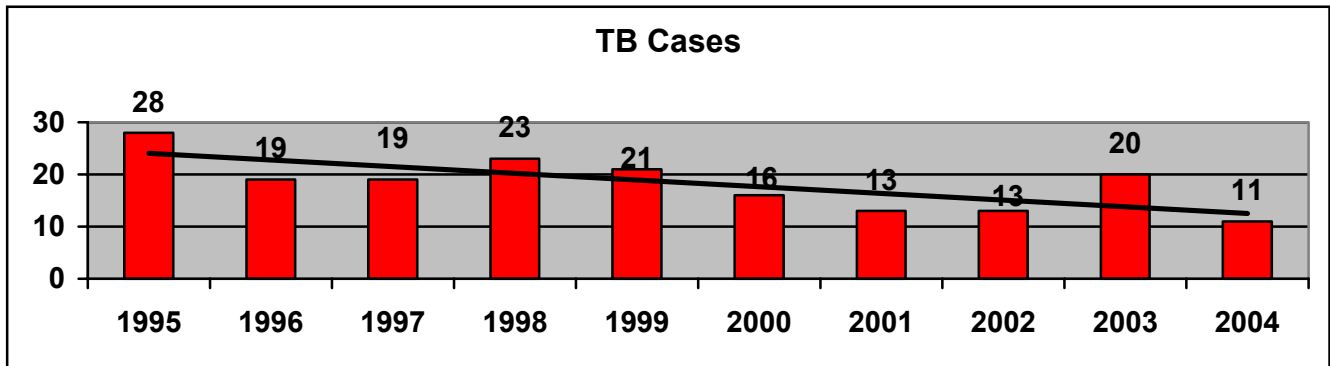


**PATIENTS STARTED ON TREATMENT FOR LATENT TB INFECTION
SOUTH DAKOTA 1995-2004**

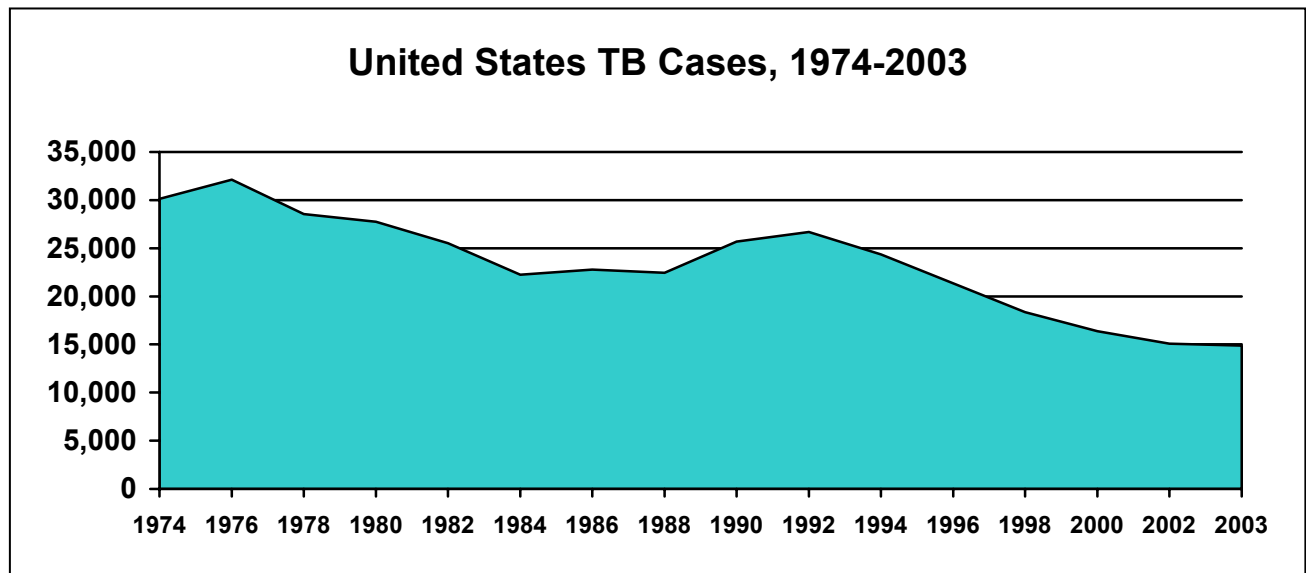
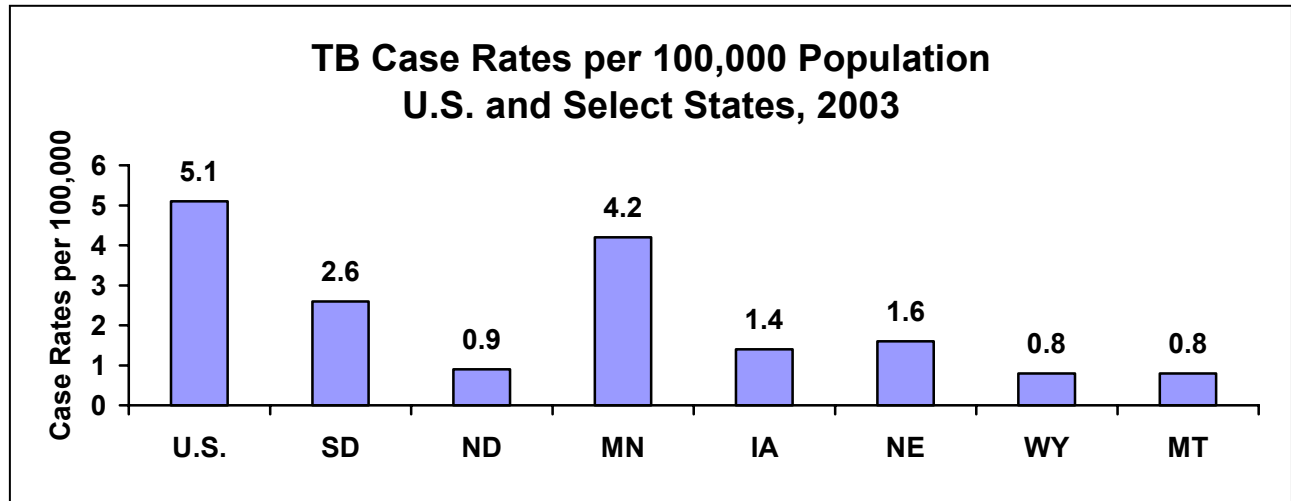
1995	1996	1997	1998	1999	2000	2001	2002	2003	2004
579	640	631	683	771	592	670	580	470	528

*2004 data is provisional

COMPARISON OF TB CASES, TB SUSPECTS, TB CONTACTS AND LATENT TB INFECTIONS REPORTED FROM 1995-2004



2003 US AND REGIONAL TB STATISTICAL INFORMATION



TUBERCULOSIS CASES AND CASE RATES PER 100,000 UNITED STATES 1993-2003

YEAR	NUMBER OF TB CASES	TB CASE RATE	% CHANGE OF NUMBER	% CHANGE OF RATE
1993	25,287	9.8	-5.2%	-6.7%
1994	24,361	9.4	-3.7%	-4.1%
1995	22,860	8.7	-6.2%	-7.4%
1996	21,337	8.0	-6.7%	-8.0%
1997	19,851	7.4	-7.0%	-7.5%
1998	18,361	6.8	-7.5%	-8.1%
1999	17,531	6.4	-4.5%	-5.9%
2000	16,377	5.8	-6.6%	-9.4%
2001	15,989	5.6	-2.4%	-3.4%
2002	15,078	5.2	-6.0%	-7.0%
2003	14,874	5.1	-1.3%	-1.9%