
Cardiovascular Disease

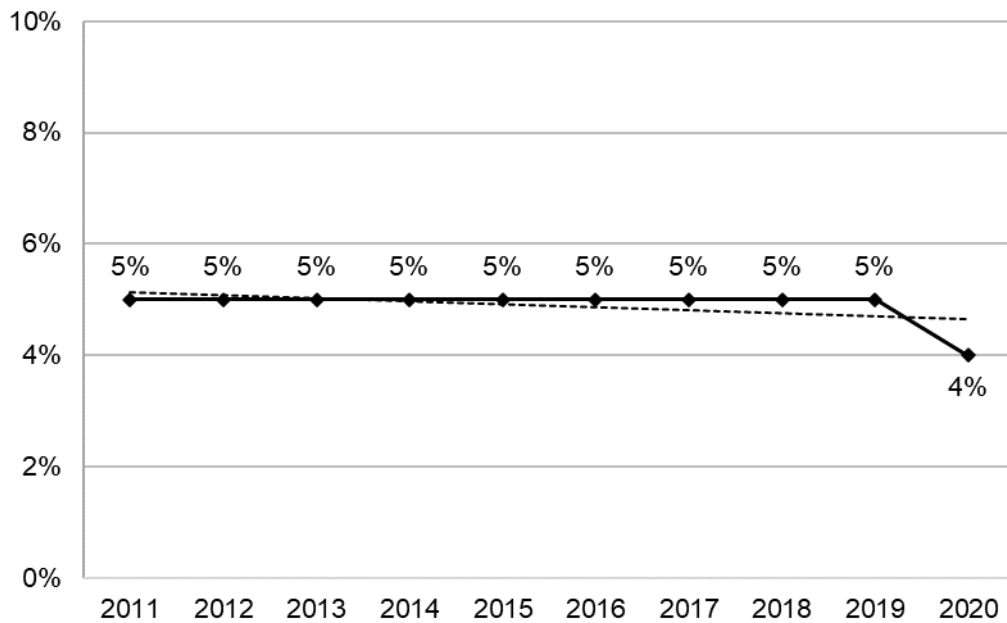
PREVIOUSLY HAD A HEART ATTACK

Definition: South Dakotans who answered “yes” to the question: “Has a doctor, nurse, or other health professional ever told you that you had a heart attack, also called a myocardial infarction?”

Prevalence of Previous Heart Attack

- South Dakota 4%
- Nationwide median 4%

Figure 42
Percentage of South Dakotans Who Previously Had a Heart Attack, 2011-2020



Source: The Behavioral Risk Factor Surveillance System, South Dakota Department of Health, 2011-2020

Table 27
South Dakotans Who Previously Had a Heart Attack, 2016-2020

		2016-2020	95% Confidence Interval	
			Low	High
Gender	Male	6%	5.7%	7.1%
	Female	3%	2.7%	3.5%
Age	18-29	1%	0.5%	1.5%
	30-39	1%	0.6%	1.5%
	40-49	3%	1.8%	4.3%
	50-59	5%	3.7%	5.6%
	60-69	7%	6.4%	8.6%
	70-79	13%	11.0%	14.5%
	80+	15%	12.4%	17.8%
Race/ Ethnicity	White, Non-Hispanic	5%	4.3%	5.1%
	American Indian, Non-Hispanic	7%	5.5%	9.7%
	American Indian/White, Non-Hispanic	3%	1.5%	6.7%
	Hispanic	4%	1.8%	8.9%
Household Income	Less than \$35,000	7%	6.0%	7.8%
	\$35,000-\$74,999	4%	3.7%	5.0%
	\$75,000+	3%	2.3%	3.8%
Education	Less than High School, G.E.D.	7%	5.1%	8.8%
	High School, G.E.D.	6%	5.1%	6.8%
	Some Post-High School	4%	3.8%	5.0%
	College Graduate	3%	2.6%	3.6%
Employment Status	Employed for Wages	2%	2.1%	2.9%
	Self-employed	4%	2.7%	5.1%
	Unemployed	4%	2.4%	6.1%
	Homemaker	4%	2.5%	7.2%
	Student	0.3%	0.1%	1.2%
	Retired	12%	10.3%	12.8%
	Unable to Work	12%	9.4%	14.2%
Marital Status	Married/Unmarried Couple	5%	4.4%	5.5%
	Divorced/Separated	7%	5.5%	8.2%
	Widowed	11%	9.1%	12.7%
	Never Married	1%	1.1%	2.0%
Home Ownership Status	Own Home	5%	4.6%	5.6%
	Rent Home	4%	3.4%	4.9%
Children Status	Children in Household (Ages 18-44)	1%	0.6%	1.6%
	No Children in Household (Ages 18-44)	1%	0.5%	1.3%
Phone Status	Landline	7%	6.1%	7.7%
	Cell Phone	4%	3.5%	4.4%
Pregnancy Status	Pregnant (Ages 18-44)	0%	0.0%	1.7%
	Not Pregnant (Ages 18-44)	1%	0.5%	1.4%
County	Minnehaha	4%	3.1%	4.8%
	Pennington	5%	3.7%	5.5%
	Lincoln	4%	2.0%	9.5%
	Brown	4%	3.3%	5.3%
	Brookings	3%	2.2%	4.1%
	Codington	5%	3.6%	6.1%
	Meade	4%	2.7%	6.0%
	Lawrence	5%	3.0%	6.8%

Note: *Results based on small sample sizes have been suppressed.

Source: The Behavioral Risk Factor Surveillance System, South Dakota Department of Health, 2016-2020

Demographics

Gender	Males exhibit a significantly higher prevalence of a previous heart attack than females.
Age	The prevalence of a previous heart attack increases as age increases with significant increases as the 40s, 60s, and 70s are reached.
Race/ Ethnicity	American Indians demonstrate a very high prevalence of a previous heart attack, while whites show a very low prevalence.
Household Income	The prevalence of a previous heart attack decreases as household income increases. This includes a significant decrease as the \$35,000-\$74,999 household income level is reached.
Education	The prevalence of a previous heart attack decreases as education increases. This includes significant decreases as the some post-high school and college graduate levels are reached.
Employment	Those who are retired or unable to work demonstrate a very high prevalence of a previous heart attack, while those who are students show a very low prevalence.
Marital Status	Those who are widowed exhibit a very high prevalence of a previous heart attack while those who have never been married show a very low prevalence.
Home Ownership	The prevalence of a previous heart attack does not seem to change based on home ownership status.
Children Status	The prevalence of a previous heart attack among adults does not seem to change based on the presence of children in the household.
Phone Status	Those who primarily use a landline phone show a significantly higher prevalence of a previous heart attack than those who primarily use a cell phone.
Pregnancy Status	The prevalence of a previous heart attack does not seem to change based on pregnancy status.
County	The prevalence of a previous heart attack does not seem to differ among the eight available counties.

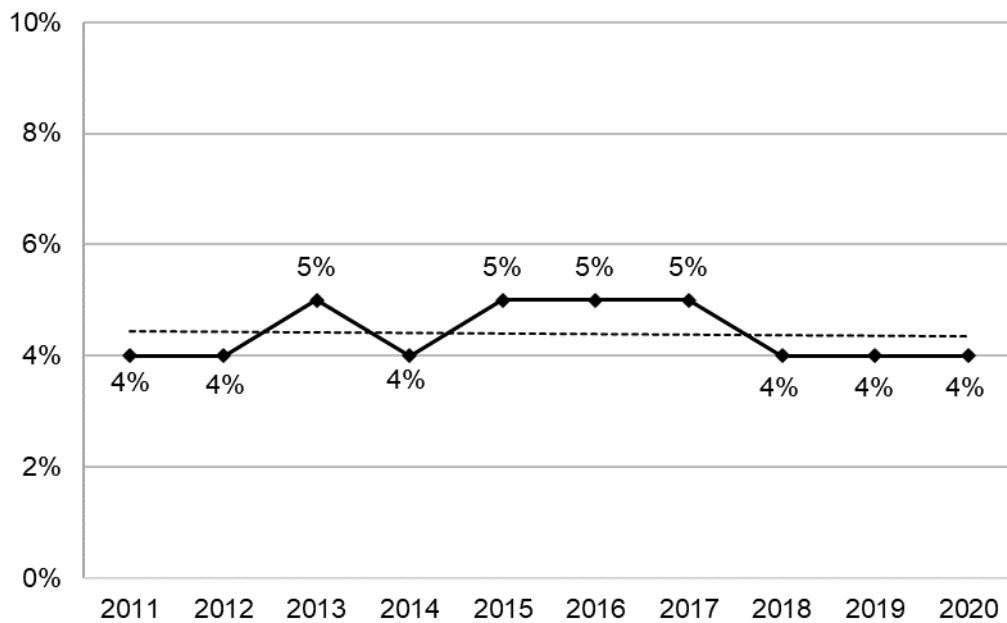
ANGINA OR CORONARY HEART DISEASE

Definition: South Dakotans who answered “yes” to the question: “Has a doctor, nurse, or other health professional ever told you that you have angina or coronary heart disease?”

Prevalence of Angina or Coronary Heart Disease

- South Dakota 4%
- Nationwide median 4%

Figure 43
Percentage of South Dakotans Who Have Angina or Coronary Heart Disease, 2011-2020



Source: The Behavioral Risk Factor Surveillance System, South Dakota Department of Health, 2011-2020

Table 28
South Dakotans Who Have Angina or Coronary Heart Disease, 2016-2020

		2016-2020	95% Confidence Interval	
			Low	High
Gender	Male	6%	5.0%	6.3%
	Female	3%	2.9%	3.8%
Age	18-29	1%	0.6%	1.7%
	30-39	0.4%	0.2%	0.8%
	40-49	2%	1.0%	3.0%
	50-59	5%	3.9%	5.9%
	60-69	7%	6.3%	8.6%
	70-79	13%	11.2%	14.8%
	80+	14%	12.0%	17.1%
Race/ Ethnicity	White, Non-Hispanic	5%	4.2%	5.0%
	American Indian, Non-Hispanic	5%	3.6%	7.8%
	American Indian/White, Non-Hispanic	2%	1.1%	4.7%
	Hispanic	4%	2.0%	6.9%
Household Income	Less than \$35,000	6%	5.4%	7.3%
	\$35,000-\$74,999	4%	3.5%	4.8%
	\$75,000+	3%	2.6%	4.0%
Education	Less than High School, G.E.D.	6%	4.1%	7.8%
	High School, G.E.D.	6%	5.0%	6.7%
	Some Post-High School	4%	3.3%	4.5%
	College Graduate	3%	3.0%	4.0%
Employment Status	Employed for Wages	2%	1.8%	2.6%
	Self-employed	4%	2.5%	5.0%
	Unemployed	3%	1.6%	5.9%
	Homemaker	3%	1.8%	4.9%
	Student	0.04%	0.0%	0.3%
	Retired	12%	10.9%	13.4%
	Unable to Work	11%	7.8%	14.4%
Marital Status	Married/Unmarried Couple	5%	4.0%	5.1%
	Divorced/Separated	6%	5.0%	7.7%
	Widowed	11%	9.6%	13.6%
	Never Married	2%	1.1%	2.4%
Home Ownership Status	Own Home	5%	4.6%	5.5%
	Rent Home	3%	2.8%	4.4%
Children Status	Children in Household (Ages 18-44)	1%	0.3%	1.1%
	No Children in Household (Ages 18-44)	1%	0.4%	1.4%
Phone Status	Landline	7%	6.3%	7.9%
	Cell Phone	4%	3.1%	4.0%
Pregnancy Status	Pregnant (Ages 18-44)	0.03%	0.0%	0.2%
	Not Pregnant (Ages 18-44)	1%	0.4%	1.3%
County	Minnehaha	4%	3.1%	4.7%
	Pennington	5%	4.1%	5.9%
	Lincoln	3%	1.7%	5.6%
	Brown	4%	3.1%	5.1%
	Brookings	2%	1.5%	2.8%
	Codington	4%	3.1%	5.3%
	Meade	4%	2.4%	5.2%
	Lawrence	6%	4.0%	8.2%

Note: *Results based on small sample sizes have been suppressed.

Source: The Behavioral Risk Factor Surveillance System, South Dakota Department of Health, 2016-2020

Demographics

Gender	Males exhibit a significantly higher prevalence of heart disease than females.
Age	The prevalence of heart disease generally increases as age increases with significant increases as the 40s, 50s, 60s, and 70s are reached.
Race/ Ethnicity	The prevalence of heart disease does not seem to differ based on race/ethnicity.
Household Income	The prevalence of heart disease decreases as household income increases. This includes a significant decrease as the \$35,000-\$74,999 household income level is reached.
Education	The prevalence of heart disease decreases as education levels increase. This includes a significant decrease as the some post-high school level is reached.
Employment	Those who are retired or unable to work demonstrate a very high prevalence of heart disease, while those who are students show a very low prevalence.
Marital Status	Those who are widowed exhibit a very high prevalence of heart disease, while those who have never been married show a very low prevalence.
Home Ownership	Those who own their home demonstrate a significantly higher prevalence of heart disease than those who rent their home.
Children Status	The prevalence of heart disease among adults does not seem to change based on the presence of children in the household.
Phone Status	Those who primarily use a landline phone show a significantly higher prevalence of heart disease than those who primarily use a cell phone.
Pregnancy Status	Those who are not pregnant exhibit a significantly higher prevalence of heart disease than those who are pregnant.
County	Minnehaha, Pennington, Brown, Codington, and Lawrence counties demonstrate a very high prevalence of heart disease, while Brookings county shows a very low prevalence.

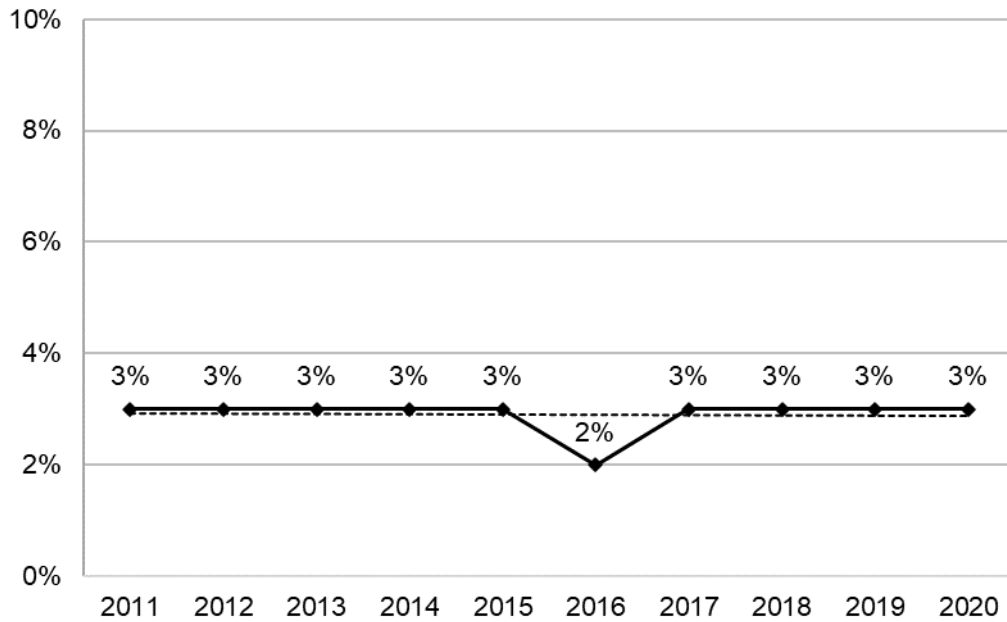
PREVIOUSLY HAD A STROKE

Definition: South Dakotans who answered “yes” to the question: “Has a doctor, nurse, or other health professional ever told you that you had a stroke?”

Prevalence of Previous Stroke

- South Dakota 3%
- Nationwide median 3%

Figure 44
Percentage of South Dakotans Who Have Previously Had a Stroke, 2011-2020



Source: The Behavioral Risk Factor Surveillance System, South Dakota Department of Health, 2011-2020

Table 29
South Dakotans Who Previously Had a Stroke, 2016-2020

		2016-2020	95% Confidence Interval	
			Low	High
Gender	Male	3%	2.3%	3.2%
	Female	2%	2.2%	2.8%
Age	18-29	0.4%	0.2%	0.9%
	30-39	1%	0.4%	0.9%
	40-49	1%	0.8%	2.5%
	50-59	3%	2.0%	3.3%
	60-69	4%	3.3%	5.2%
	70-79	6%	5.2%	7.7%
	80+	9%	7.5%	11.5%
Race/ Ethnicity	White, Non-Hispanic	3%	2.3%	2.9%
	American Indian, Non-Hispanic	4%	3.1%	5.2%
	American Indian/White, Non-Hispanic	1%	0.5%	1.9%
	Hispanic	4%	1.8%	9.0%
Household Income	Less than \$35,000	4%	3.7%	5.2%
	\$35,000-\$74,999	2%	1.2%	1.9%
	\$75,000+	1%	1.0%	1.8%
Education	Less than High School, G.E.D.	5%	3.3%	7.2%
	High School, G.E.D.	3%	2.3%	3.2%
	Some Post-High School	3%	2.1%	3.0%
	College Graduate	2%	1.4%	2.0%
Employment Status	Employed for Wages	1%	0.8%	1.3%
	Self-employed	1%	0.7%	1.5%
	Unemployed	2%	1.1%	2.9%
	Homemaker	3%	1.6%	4.6%
	Student	0.4%	0.1%	1.4%
	Retired	7%	5.7%	7.5%
	Unable to Work	12%	9.1%	15.5%
Marital Status	Married/Unmarried Couple	2%	1.9%	2.7%
	Divorced/Separated	4%	3.0%	4.8%
	Widowed	8%	6.6%	9.6%
	Never Married	1%	0.8%	1.9%
Home Ownership Status	Own Home	2%	2.1%	2.8%
	Rent Home	3%	2.5%	3.9%
Children Status	Children in Household (Ages 18-44)	1%	0.4%	1.1%
	No Children in Household (Ages 18-44)	0.4%	0.3%	0.7%
Phone Status	Landline	4%	3.5%	4.5%
	Cell Phone	2%	1.8%	2.5%
Pregnancy Status	Pregnant (Ages 18-44)	0.1%	0.0%	0.4%
	Not Pregnant (Ages 18-44)	1%	0.3%	0.9%
County	Minnehaha	2%	1.3%	2.4%
	Pennington	3%	2.2%	3.5%
	Lincoln	4%	1.5%	8.8%
	Brown	3%	2.2%	4.2%
	Brookings	2%	1.5%	3.1%
	Codington	3%	2.5%	4.6%
	Meade	2%	1.5%	3.0%
	Lawrence	3%	1.7%	4.9%

Note: *Results based on small sample sizes have been suppressed.

Source: The Behavioral Risk Factor Surveillance System, South Dakota Department of Health, 2016-2020

Demographics

Gender	The prevalence of a previous stroke does not seem to differ by gender.
Age	The prevalence of a previous stroke increases as age increases.
Race/ Ethnicity	American Indians demonstrate a very high prevalence of a previous stroke, while American Indian/whites show a very low prevalence.
Household Income	The prevalence of a previous stroke decreases as household income increases. This includes a significant decrease as the \$35,000-\$74,999 household income level is reached.
Education	The prevalence of a previous stroke decreases as education increases. This includes significant decreases as the high school and college graduate levels are reached.
Employment	Those who are unable to work demonstrate a very high prevalence of a previous stroke, while those who are employed for wages, self-employed, unemployed, or a student show a very low prevalence.
Marital Status	Those who are widowed exhibit a very high prevalence of a previous stroke while those who are married or have never been married show a very low prevalence.
Home Ownership	The prevalence of a previous stroke does not seem to change based on home ownership status.
Children Status	The prevalence of a previous stroke among adults does not seem to change based on the presence of children in the household.
Phone Status	Those who primarily use a landline phone show a significantly higher prevalence of a previous stroke than those who primarily use a cell phone.
Pregnancy Status	The prevalence of a previous stroke does not seem to change based on pregnancy status.
County	Residents of Codington county demonstrate a very high prevalence of a previous stroke, while residents of Minnehaha county show a very low prevalence.