

CDC Specimen-Collection Protocol for a Chemical-Exposure Event

For detailed instructions see CDC's *Shipping Instructions for Specimens Collected from People Who May Have Been Exposed to Chemical-Terrorism Agents*.

Collect blood and urine samples for each person involved in the chemical-exposure event.

Note: For children, collect only urine samples unless otherwise directed by CDC.

Blood-Sample Collection

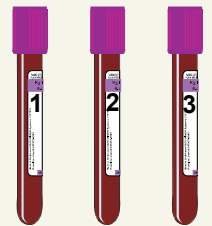
For each person, collect blood in glass or plastic tubes in the following order: 1st: collect specimens in three (3) EDTA (purple-top) 4 mL or larger plastic or glass tubes; 2nd: collect another specimen in one (1) gray- or green-top tube. Collect the specimens by following the steps below:

- 1** Collect a minimum of 12 mL of blood in three (3) 4 mL or larger glass or plastic tubes. If using 3 mL tubes, use four tubes.



Do not use gel separators.

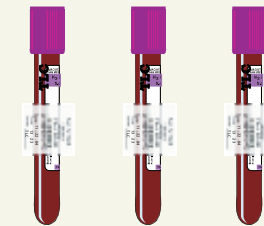
- 2** Mix contents of tubes by inverting them 5 or 6 times.



Tube #1 Tube #2 Tube #3

Label tubes in order of collection. #1, #2, #3

- 3** Place bar-coded labels on each tube, so that when the tubes are upright, the barcode looks like a ladder.



Tube #1 Tube #2 Tube #3

Store samples at 1°C to 10°C.
Do not freeze.

- 4** After collecting samples in the purple-top tubes, collect one (1) sample in a gray- or green-top tube (gray-top tube shown). Allow the tube to fill to its stated capacity.



Do not use gel separators.

- 5** Mix contents of the tube by inverting it 5 or 6 times.



- 6** Place bar-coded labels on the tube, so that when the tube is upright, the barcode looks like a ladder.



Store samples at 1°C to 10°C.
Do not freeze.

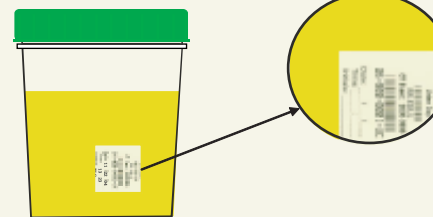
Urine-Sample Collection

For each person, collect 25 mL- 50 mL of urine in a screw-cap urine cup.



Label the urine cup with the appropriate bar-coded label as shown. Indicate on the cup how the sample was collected if the method was other than "clean catch" (i.e., catheterization).

Freeze samples (optimally at -70°C).



Place bar-coded labels on all cups so that when the cup is upright, the barcode looks like a ladder.