



Monthly health and disease summary

August 2011

South Dakota Department of Health

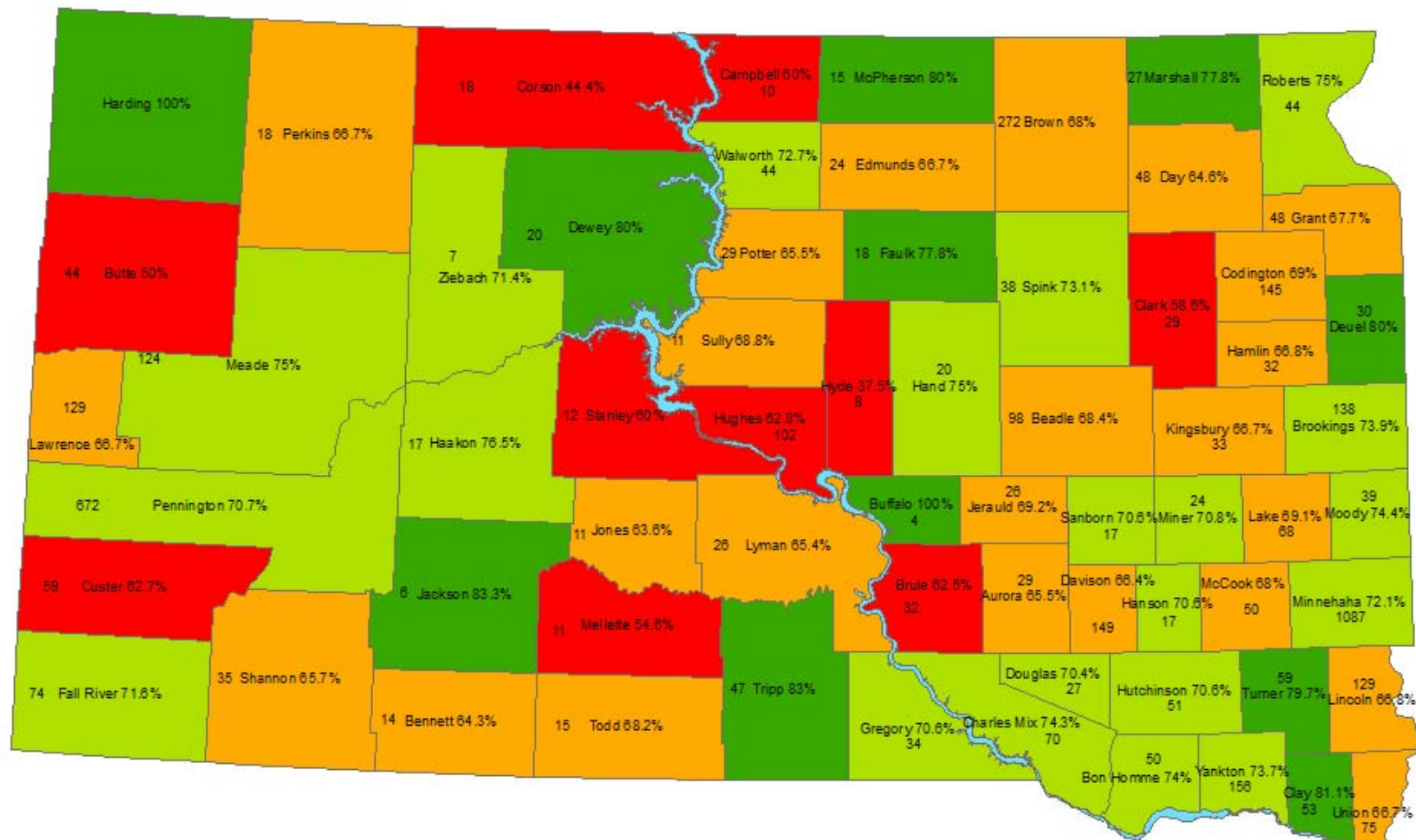
<http://doh.sd.gov>

Photo: Capitol sunset in Pierre by C. Coppess at [www.dakotagraph.com](http://www.dakotagraph.com)



SOUTH DAKOTA  
DEPARTMENT OF HEALTH

# Percent Early Breast Cancer Diagnoses 2001-2008 by South Dakota Counties



From 2001 to 2008 70% of 4982 statewide breast cancers were identified early (in situ and local), and 30% were not early (regional and distant). Counties or regions below 70% may need additional screening and outreach support to increase early identification. Counties colored red and orange were below 70%. Note: The number shown in each county is the number of women with breast cancer 2001-2008. Numbers below 3 suppressed.

- 38% - 63%
- 64% - 70%
- 71% - 77%
- 78% - 100%



Data Source: South Dakota Cancer Registry

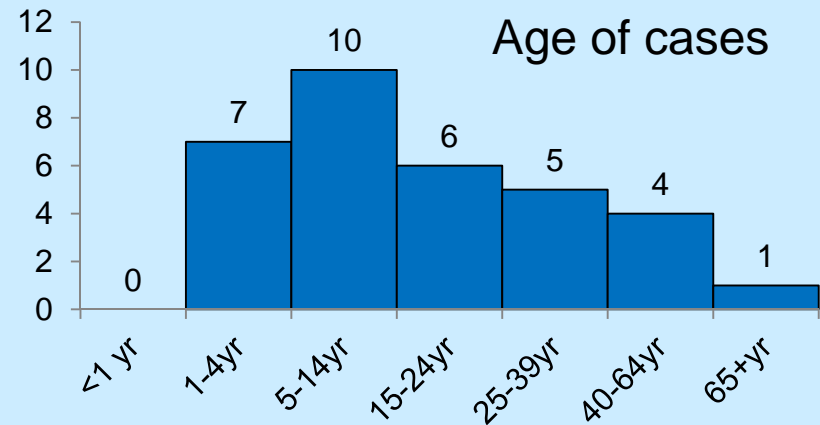
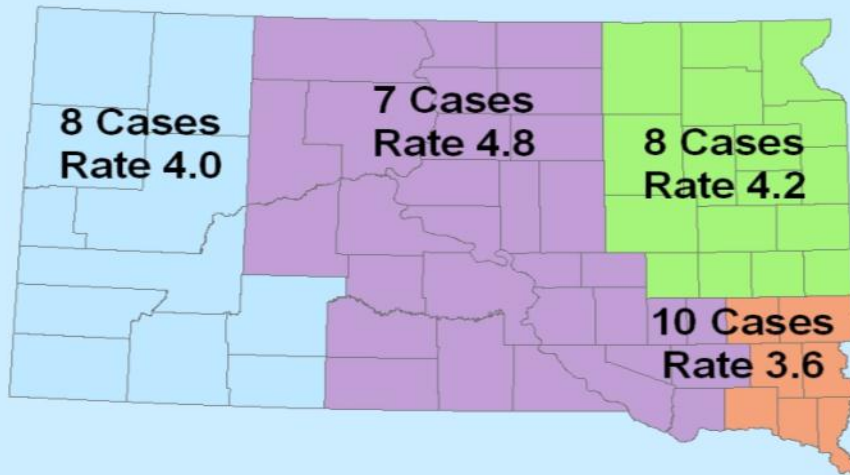
1 Jan – 31 August 2011, *Provisional data*

## South Dakota infectious disease summary 2011

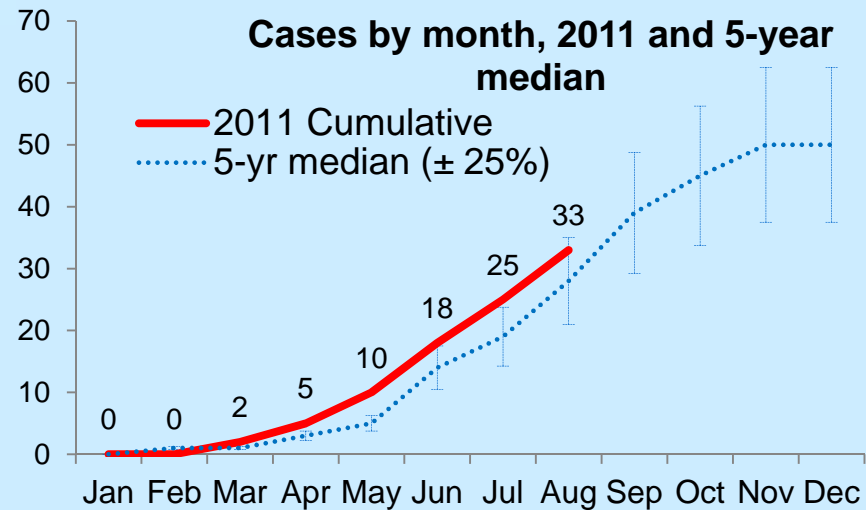
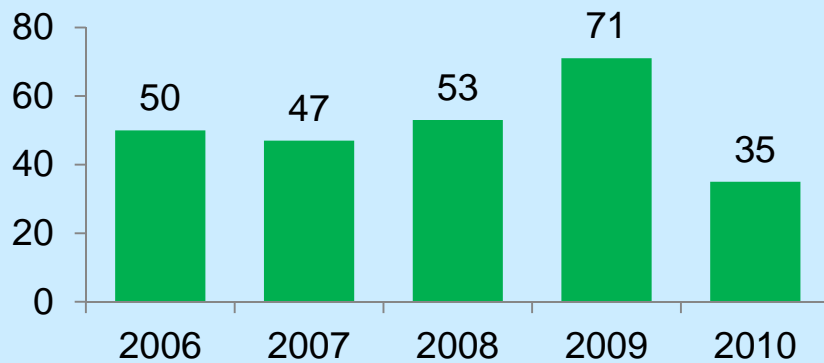
<b>Diseases/Agent</b>	<b>Cases</b> year-to-date	<b>Rate</b> (cases per 100,000 population)	<b>5-yr median</b> cases (2006-2010)	<b>Percent</b> <b>change</b>
<b>Campylobacter</b>	<b>237</b>	<b>29.1</b>	207	+14%
<b>Chlamydia</b>	<b>2,165</b>	<b>265.9</b>	1,904	+14%
<b>Cryptosporidiosis</b>	<b>113</b>	<b>13.9</b>	84	+35%
<b><i>E. coli</i>, shiga toxin-producing</b>	<b>33</b>	<b>4.1</b>	28	+18%
<b>Giardiasis</b>	<b>48</b>	<b>5.9</b>	63	-24%
<b>Gonorrhea</b>	<b>351</b>	<b>43.1</b>	237	+48%
<b>HIV AIDS</b>	<b>10</b>	<b>1.2</b>	19	-47%
<b>MRSA, invasive</b>	<b>61</b>	<b>7.5</b>	55	+11%
<b>Pertussis</b>	<b>10</b>	<b>1.2</b>	30	-67%
<b>Rabies, animal</b>	<b>23</b>	<b>2.8</b>	26	-12%
<b>Salmonella</b>	<b>116</b>	<b>14.2</b>	106	+9%
<b>Tuberculosis</b>	<b>7</b>	<b>0.9</b>	10	-30%
<b>West Nile</b>	<b>1</b>	<b>0.1</b>	36	-97%

# E. coli, shiga toxin-producing, South Dakota

E. Coli, Shiga Toxin-Producing  
South Dakota 33 Cases  
(Rate 4.1 per 100,000 population)

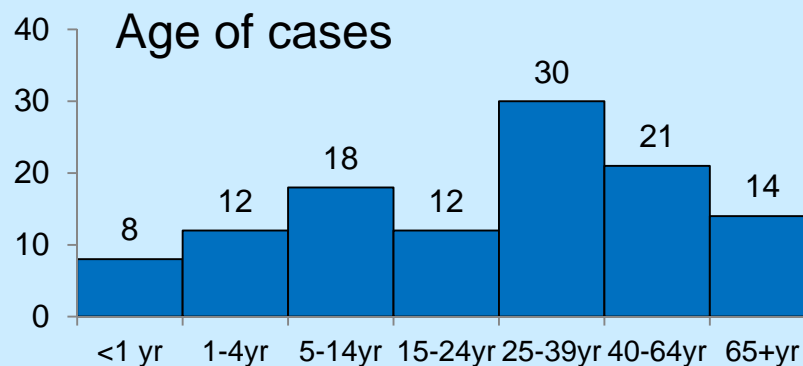
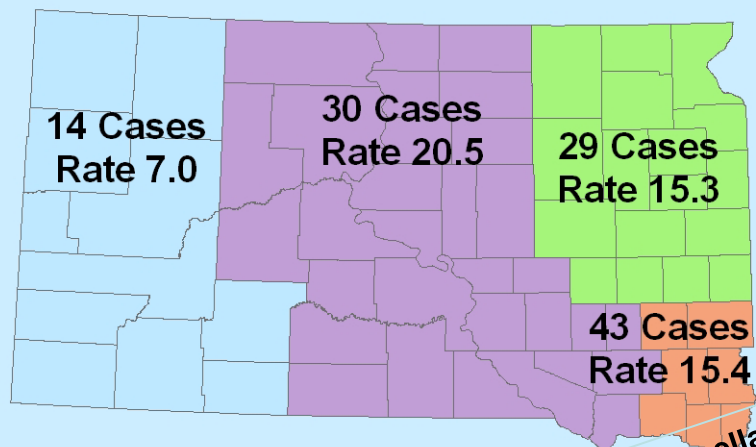


ST *E. coli*, SD 2006-2010

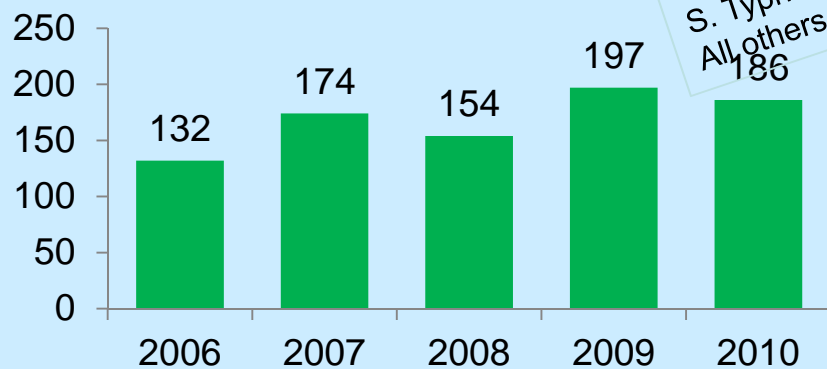


# Salmonellosis, South Dakota

Salmonellosis  
 South Dakota 116 Cases  
 (Rate 14.2 per 100,000 population)



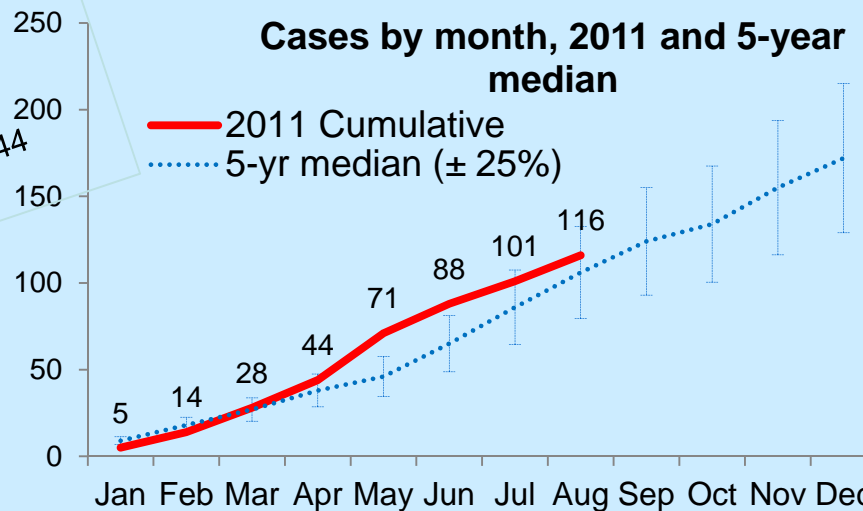
## Salmonella, SD 2006-2010



### Salmonella serotypes

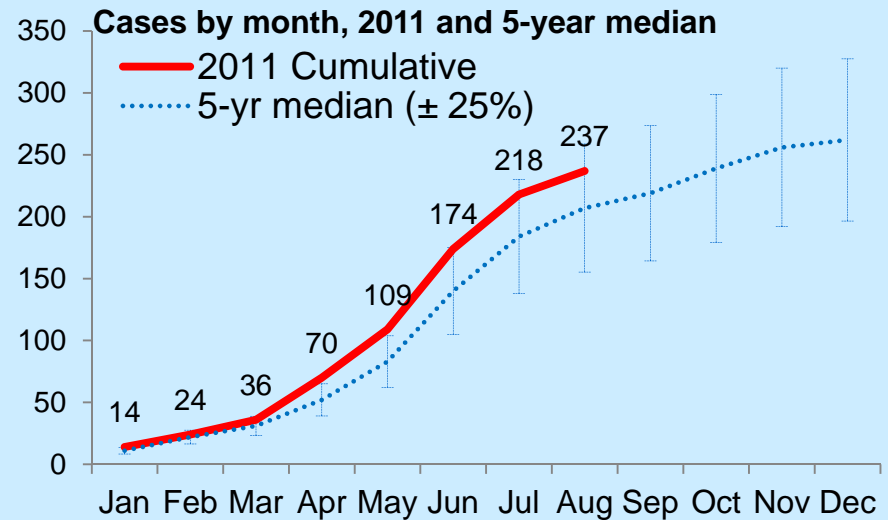
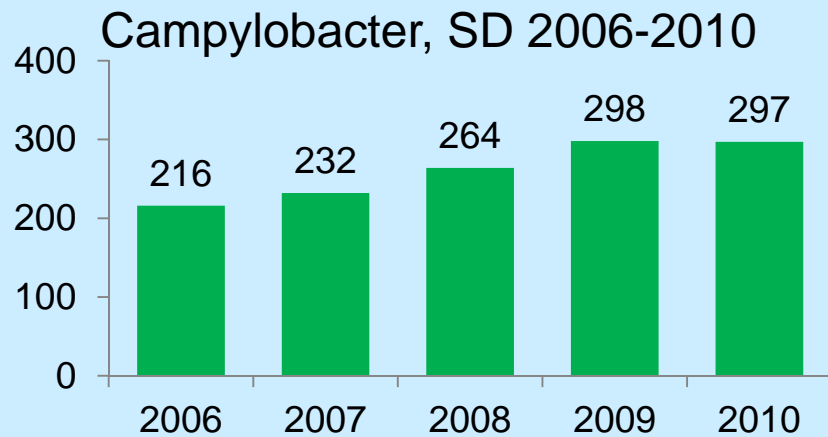
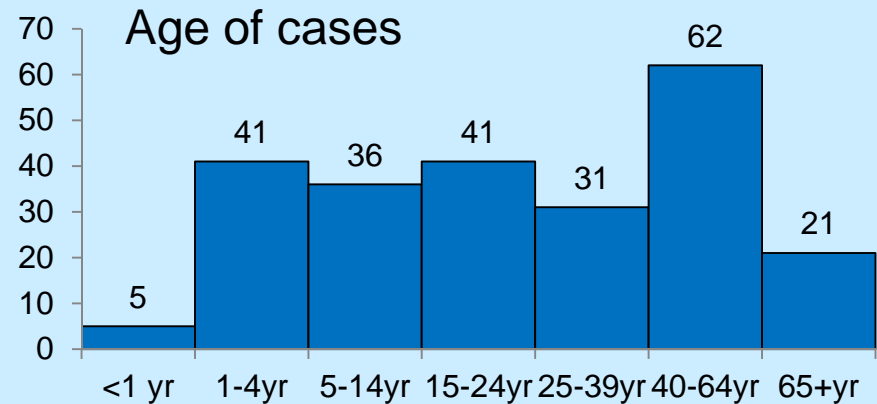
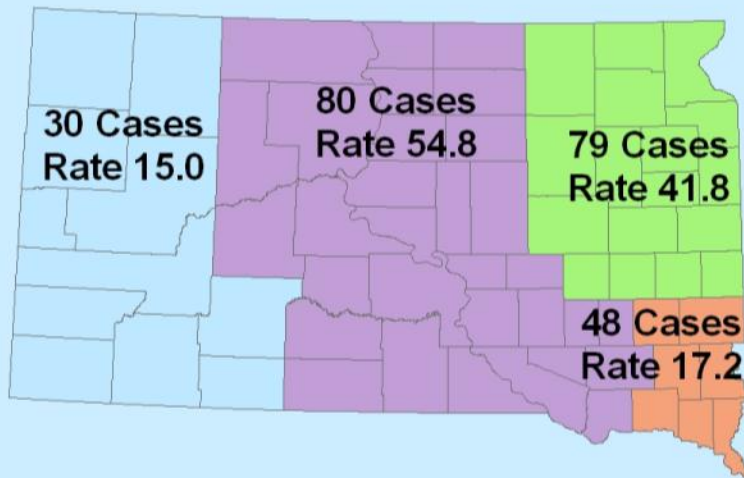
- S. Enteritidis 24
- S. Heidelberg 4
- S. Newport 8
- S. Oranienberg 2
- S. SaintPaul 4
- S. Typhimurium 44
- All others 34

## Cases by month, 2011 and 5-year median



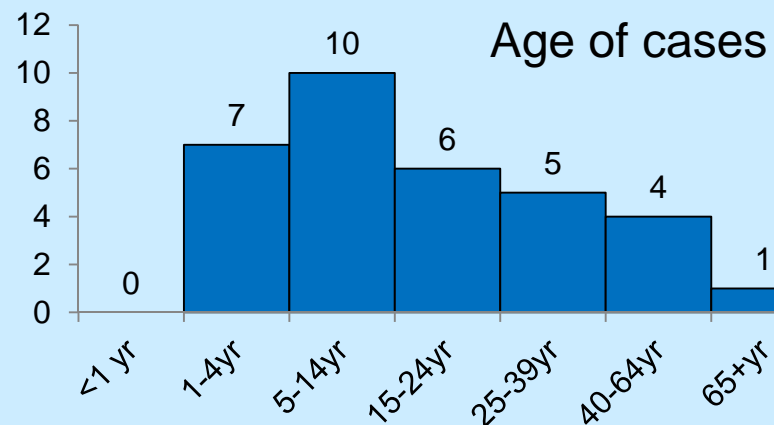
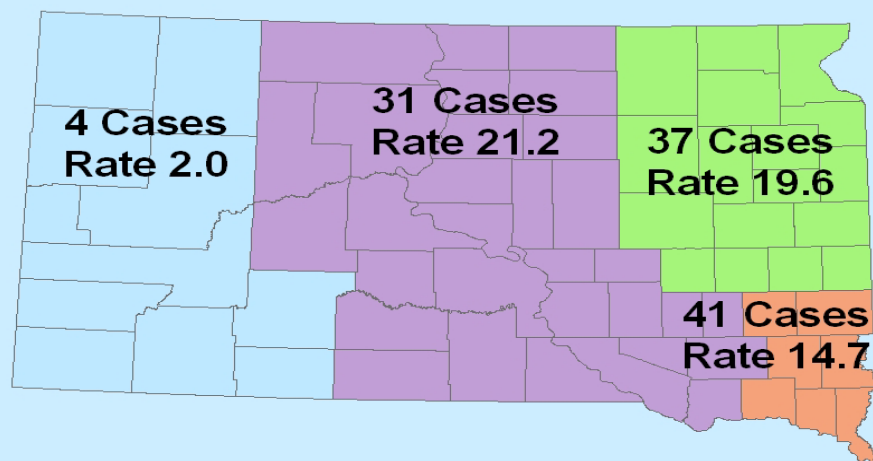
# Campylobacteriosis, South Dakota

Campylobacteriosis  
South Dakota 237 Cases  
(Rate 29.1 per 100,000 population)

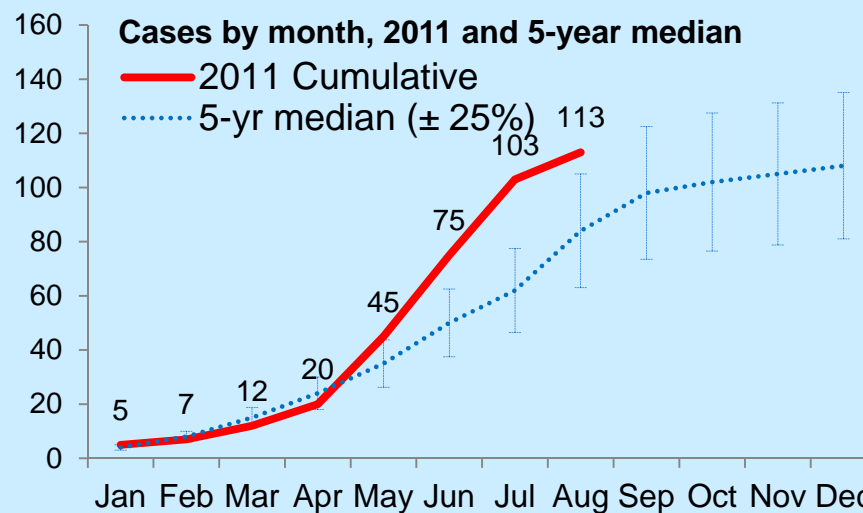
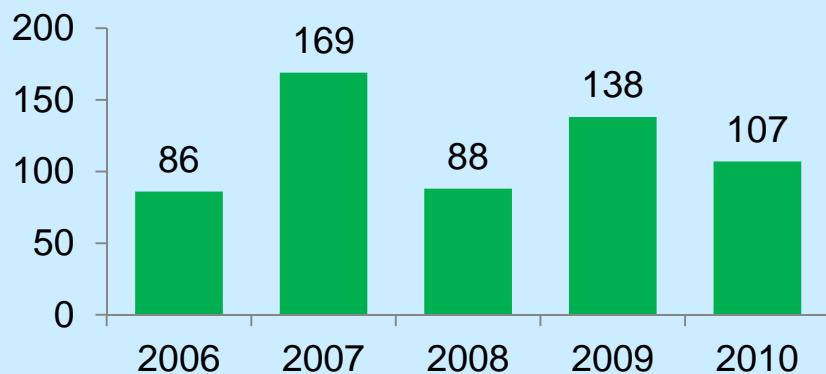


# Cryptosporidiosis, South Dakota

Cryptosporidiosis  
South Dakota 113 Cases  
(Rate 13.9 per 100,000 population)

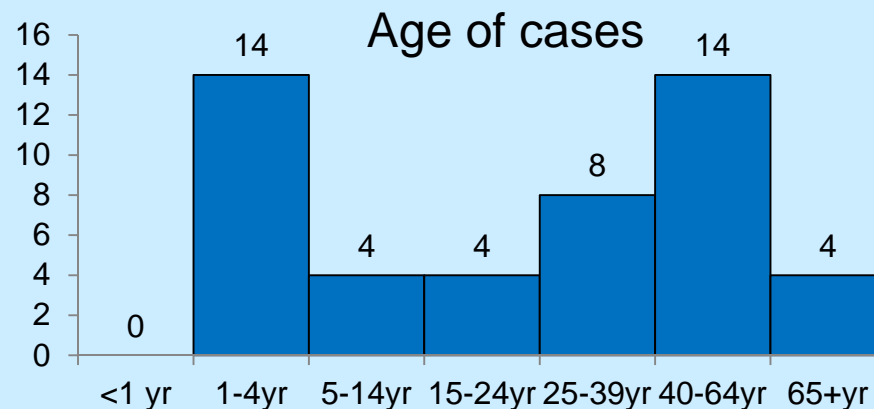
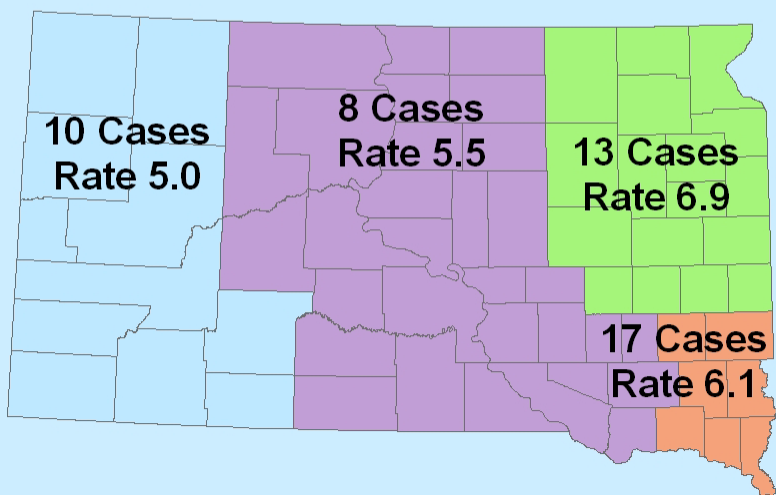


## Cryptosporidium, SD 2006-2010

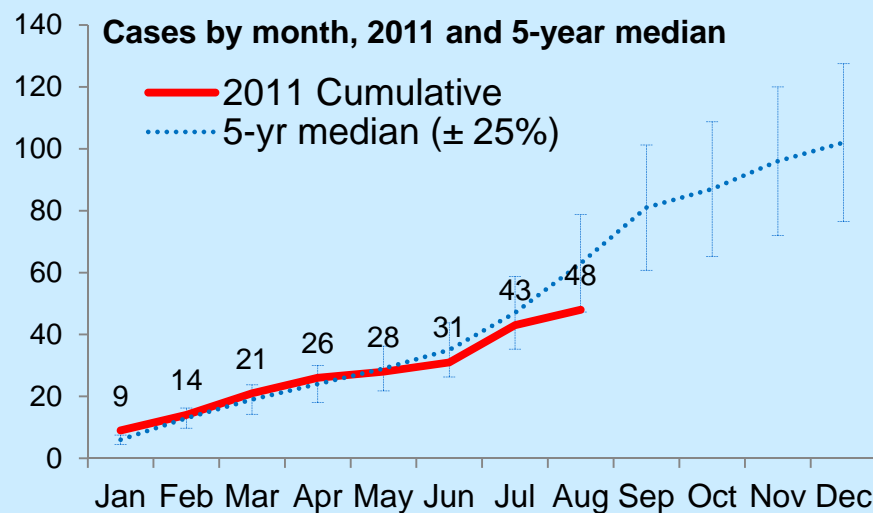
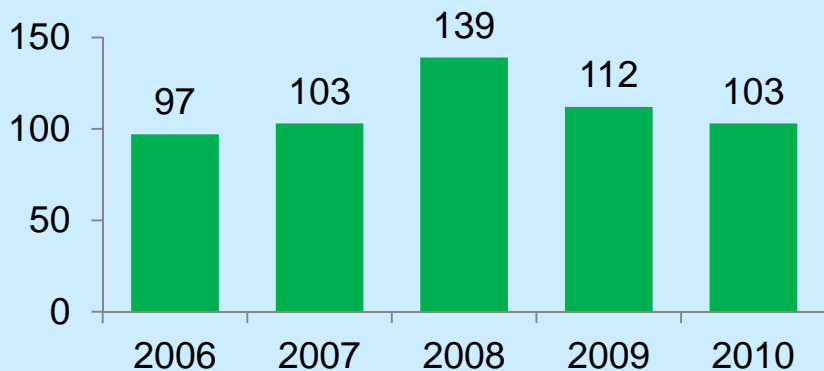


# Giardiasis, South Dakota

**Giardiasis**  
**South Dakota 48 Cases**  
 (Rate 5.9 per 100,000 population)



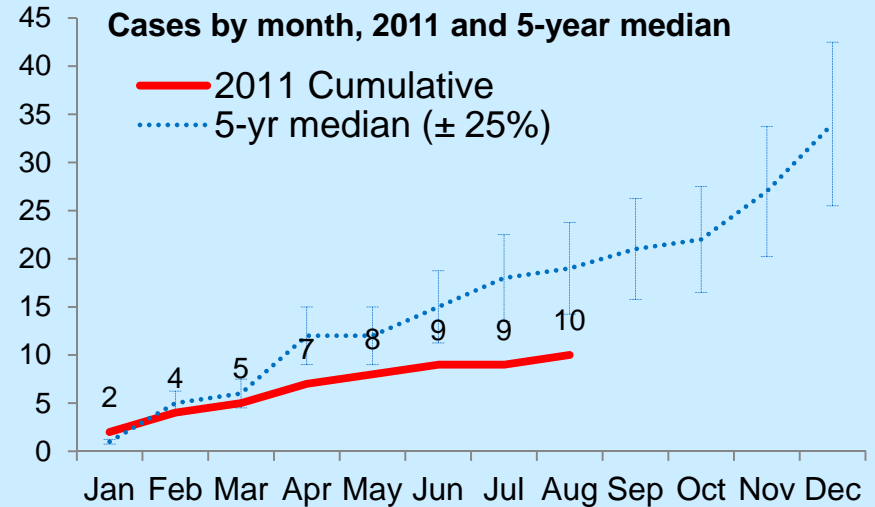
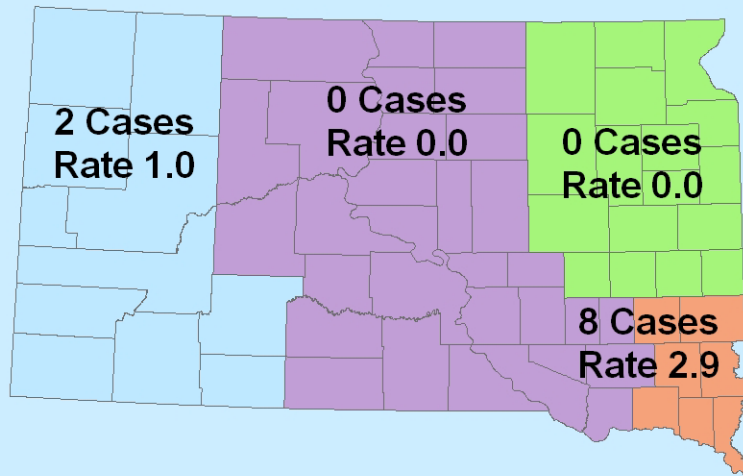
## Giardia, SD 2006-2010



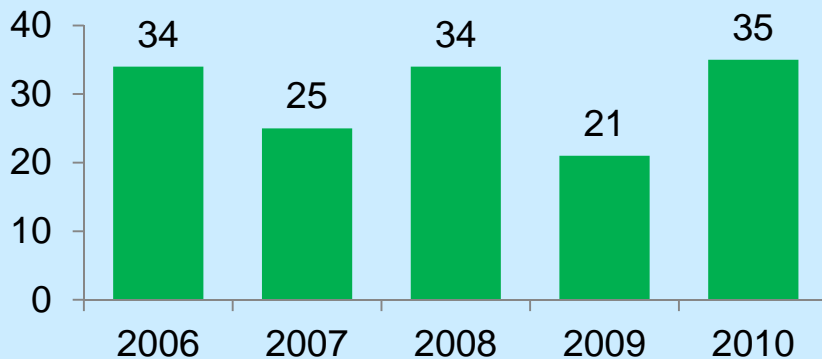
1 Jan – 31 Aug 2011, Provisional data

# HIV/AIDS, South Dakota

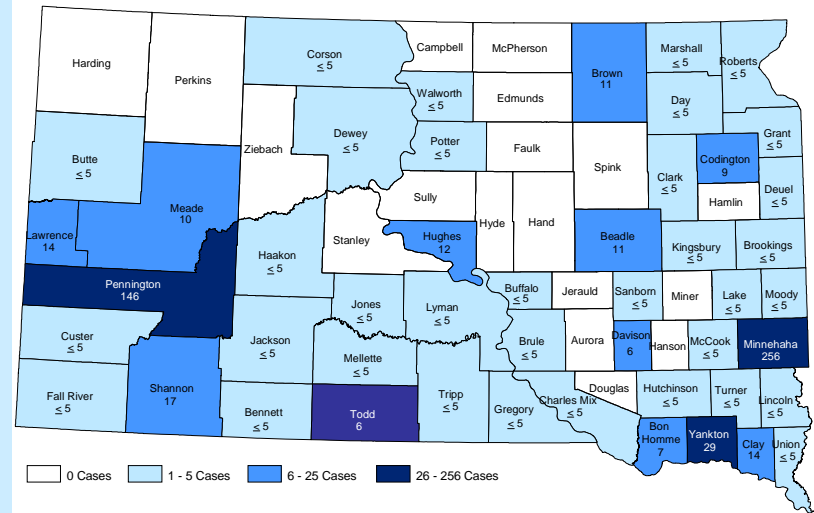
**HIV/AIDS**  
**South Dakota 10 Cases**  
 (Rate 1.2 per 100,000 population)



## HIV / AIDS, SD 2006-2010



South Dakota Residents Reported Infected with HIV/AIDS:  
 Cumulative Cases by County, 1985 - 2010

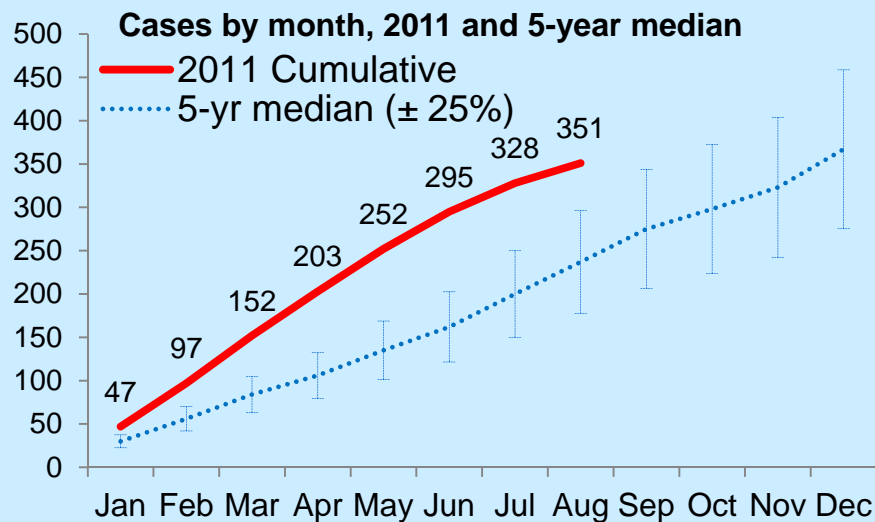
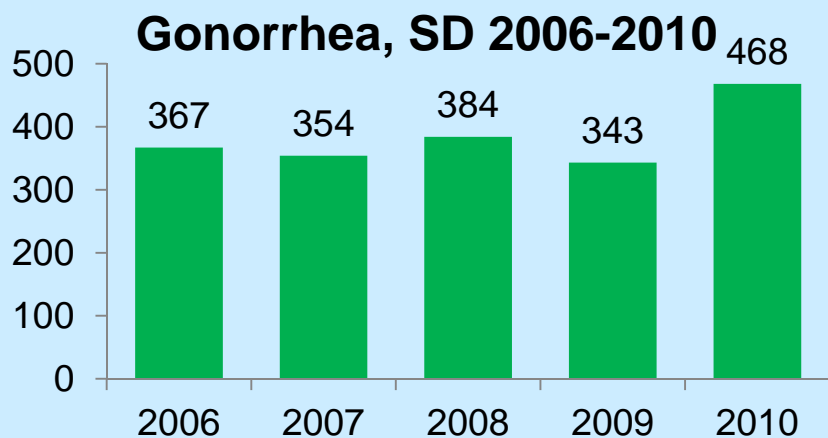
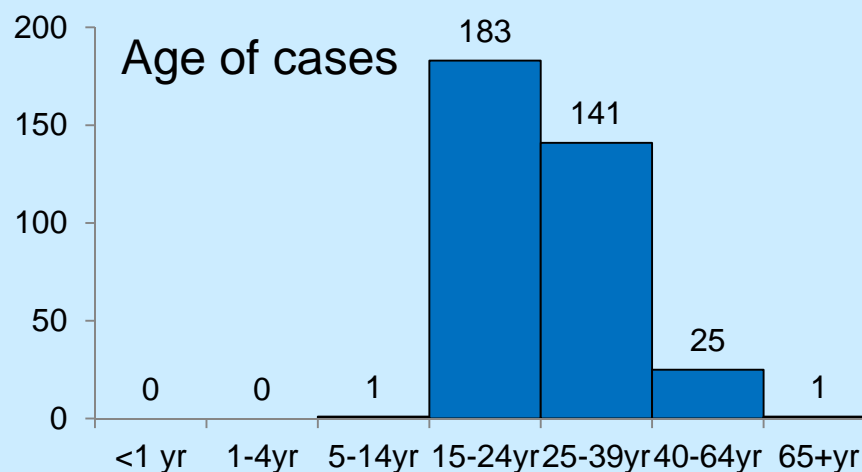
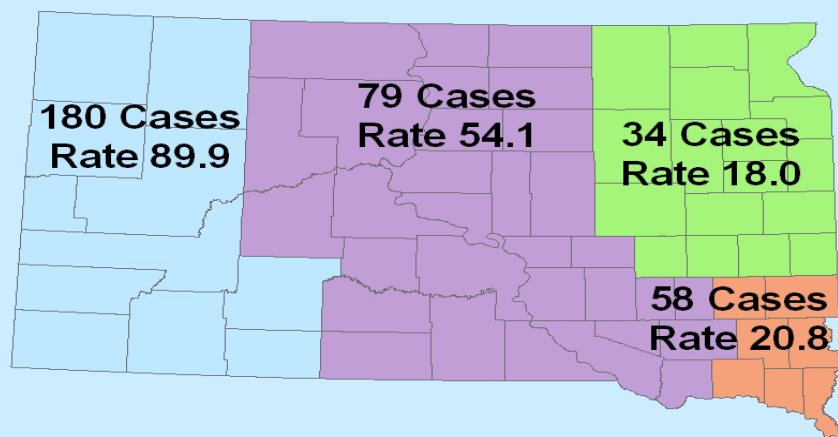


HIV/AIDS: <http://doh.sd.gov/HIV>

- 644 HIV/AIDS cumulative total diagnosis in SD
- 400 HIV/AIDS persons living in South Dakota

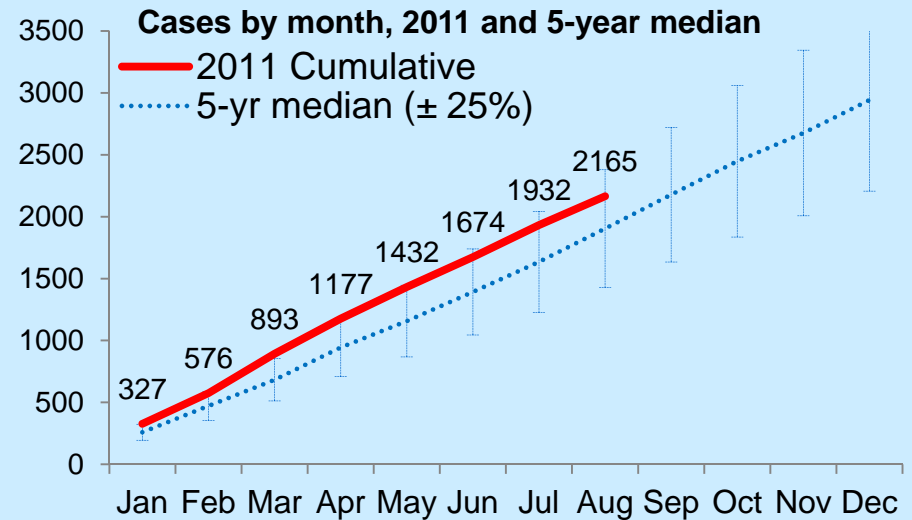
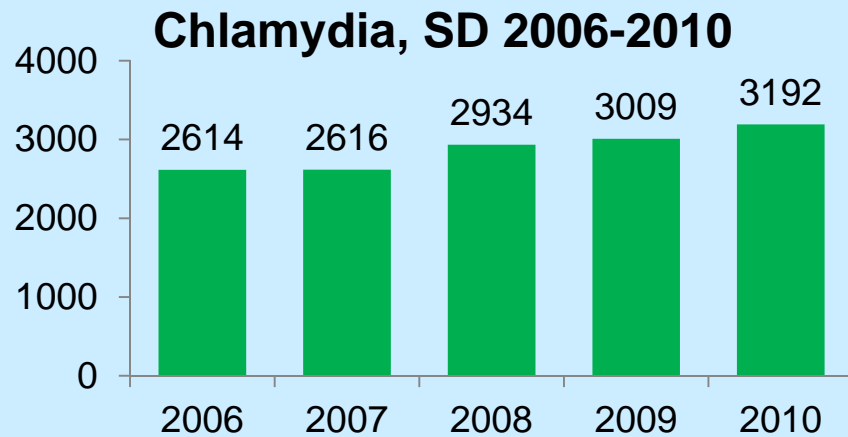
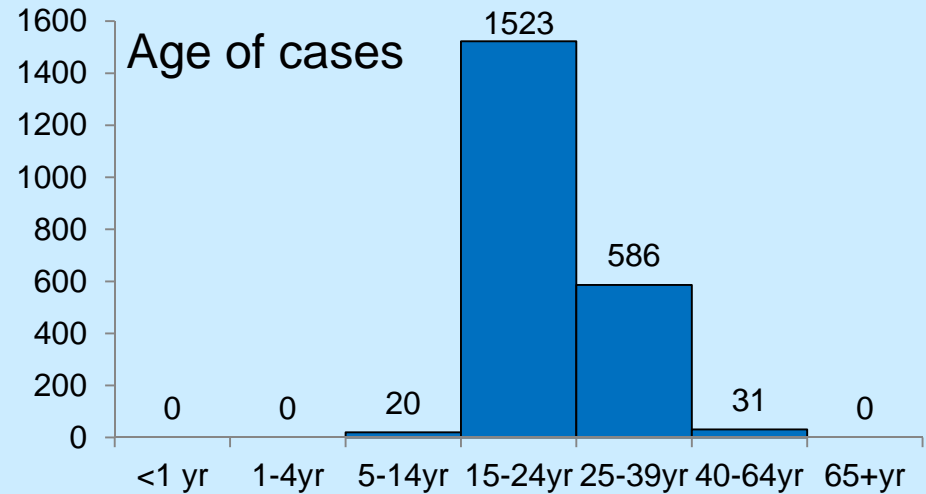
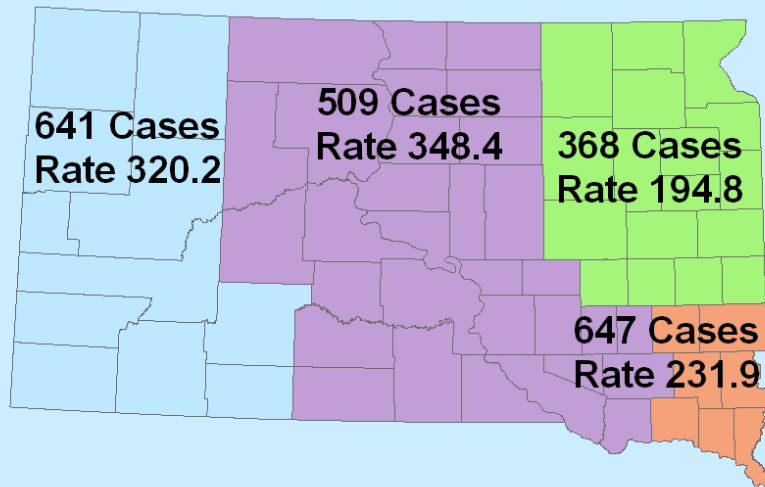
# Gonorrhea, South Dakota

**Gonorrhea**  
**South Dakota 351 Cases**  
**(Rate 43.1 per 100,000 population)**



# Chlamydia, South Dakota

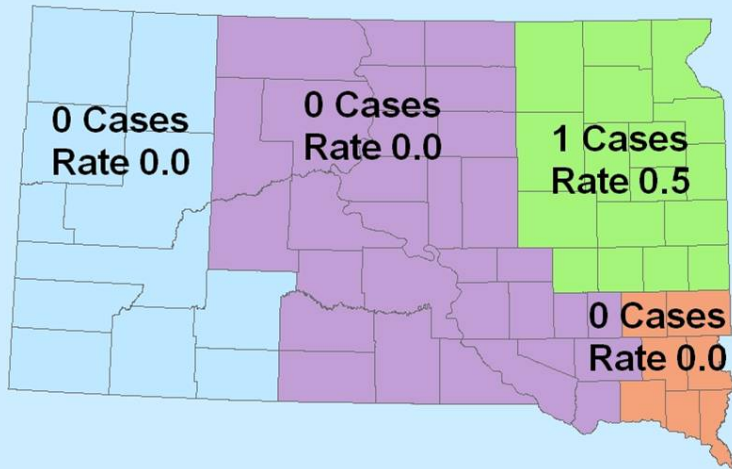
Chlamydia  
South Dakota 2,165 Cases  
(Rate 265.9 per 100,000 population)



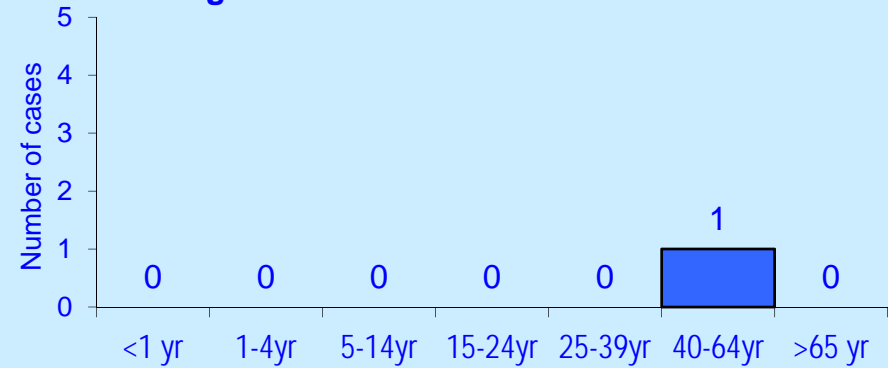
1 Jan – 31 Aug 2011, *Provisional data*

# West Nile virus disease, South Dakota

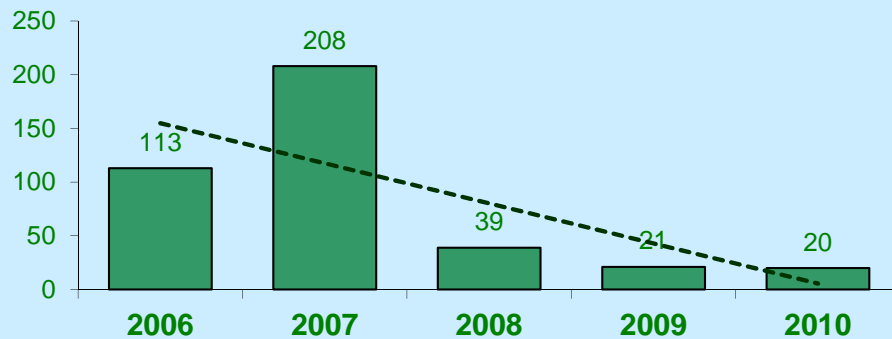
West Nile Virus  
South Dakota 1 Cases  
(Rate 1 per 100,000 population)



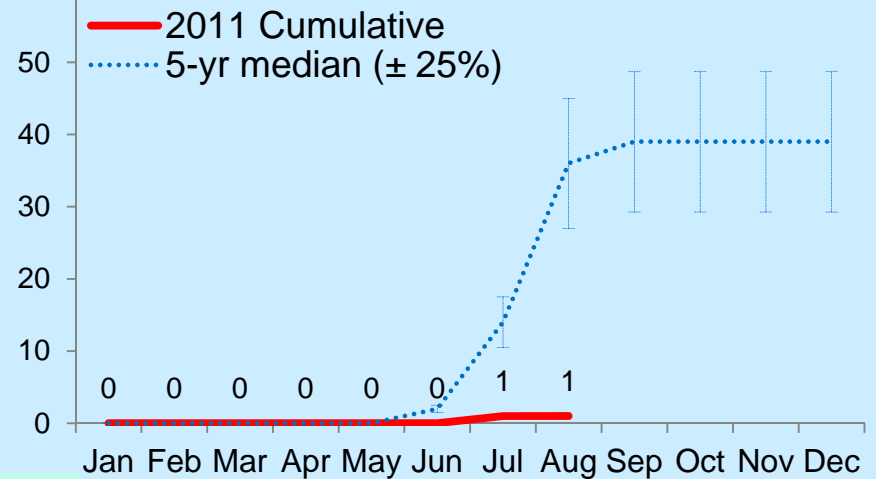
Age of cases



West Nile, SD 2006-2010



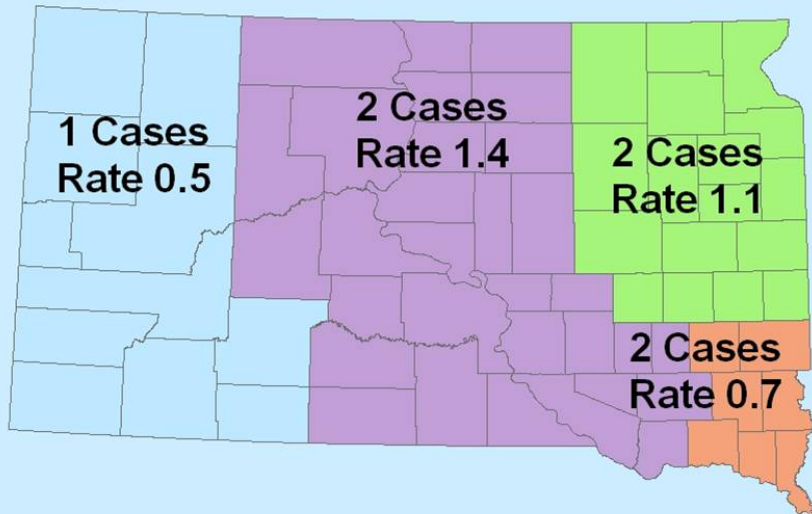
Cases by month, 2011 and 5-year median



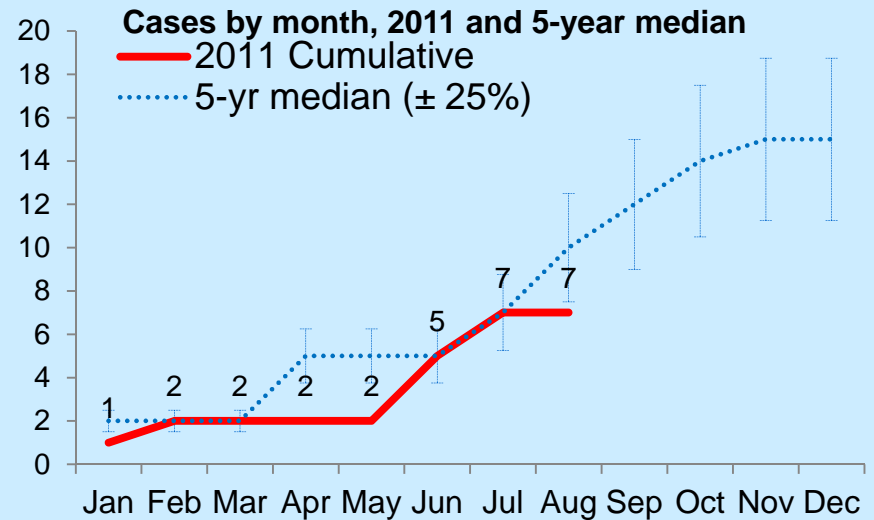
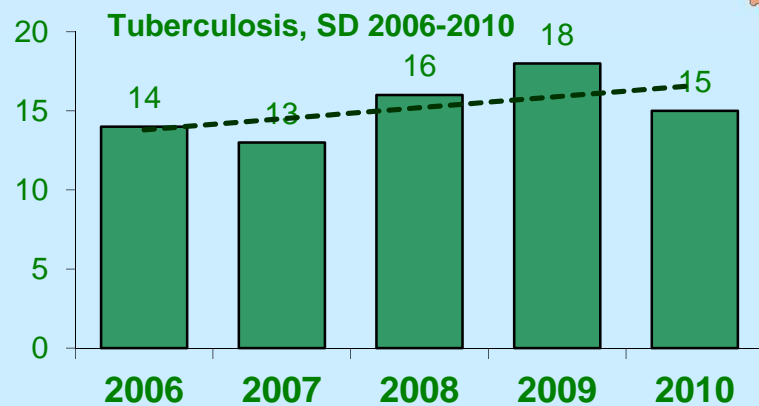
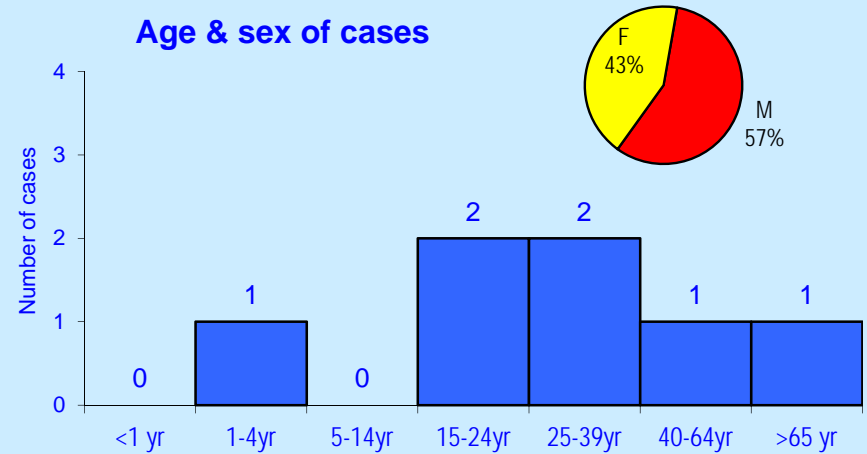
1 Jan – 31 Aug 2011, *Provisional data*

# Tuberculosis, South Dakota

**Tuberculosis**  
**South Dakota 7 Cases**  
 (Rate 0.9 per 100,000 population)



**Age & sex of cases**



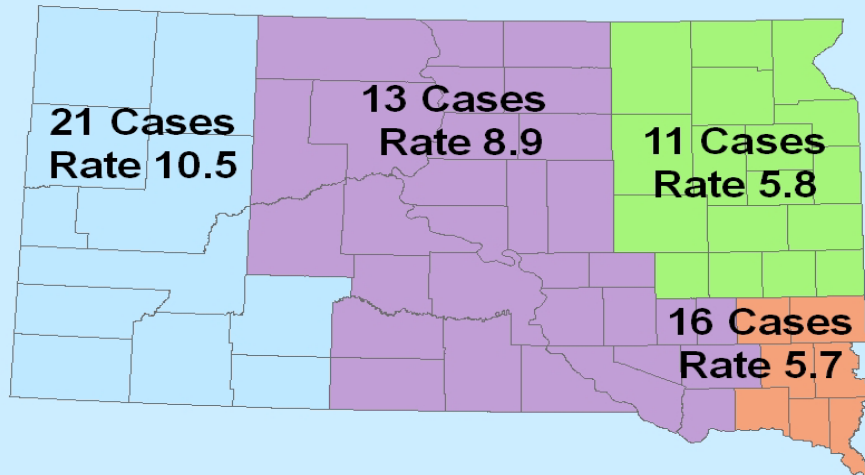
Tuberculosis information: <http://doh.sd.gov/TB/>

1 Jan – 31 Aug 2011, Provisional data

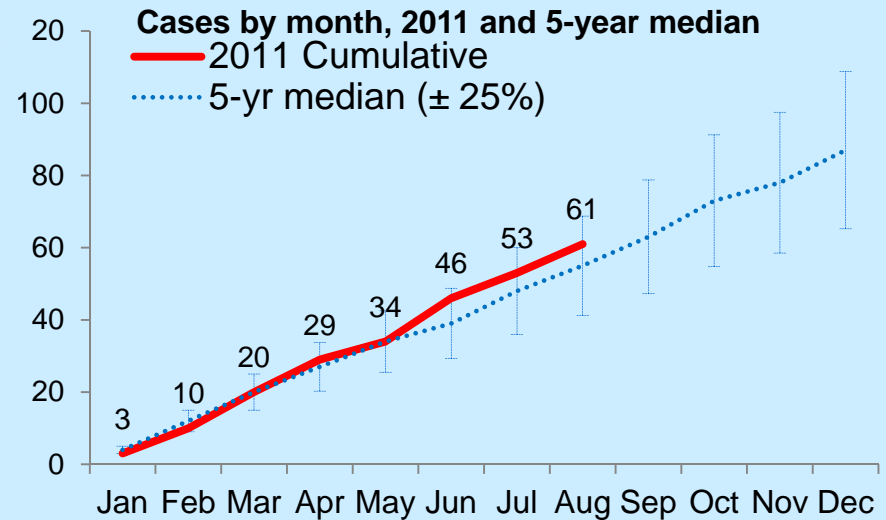
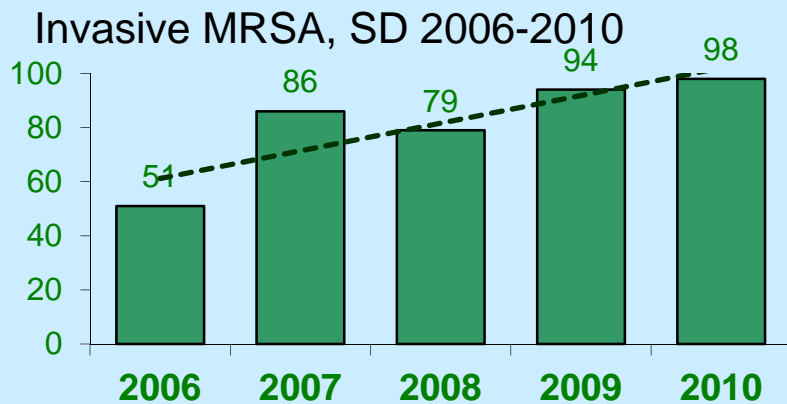
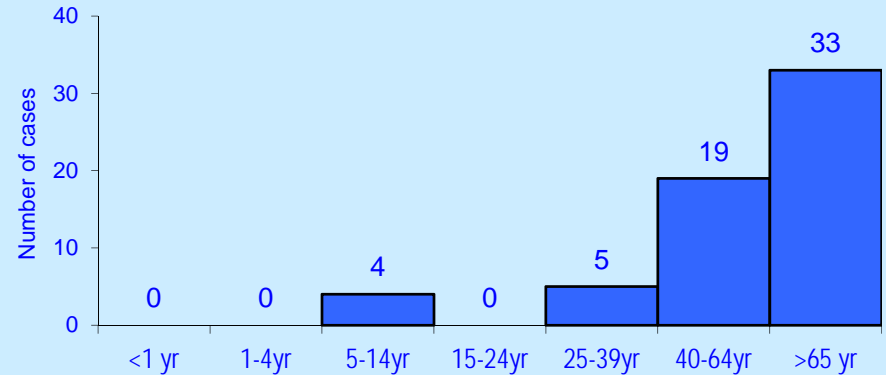
# Invasive MRSA, South Dakota

(Invasive Methicillin-Resistant *Staphylococcus aureus*)

MRSA, Invasive  
South Dakota 61 Cases  
(Rate 7.5 per 100,000 population)

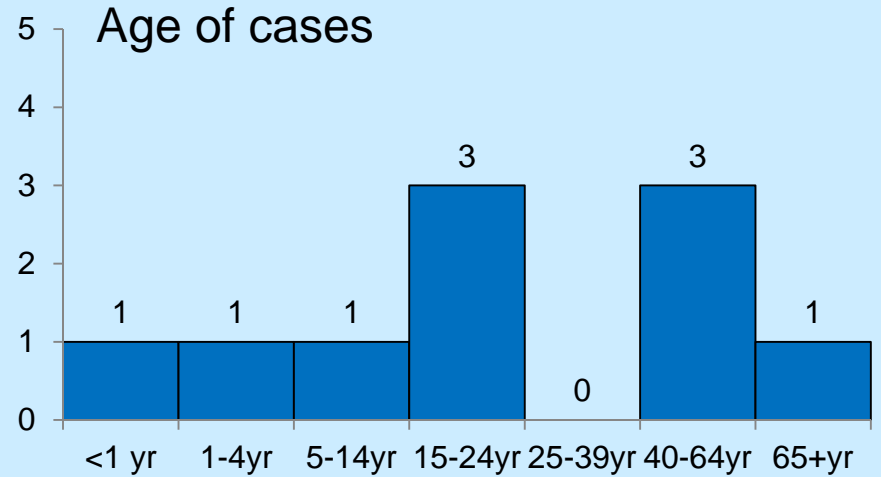
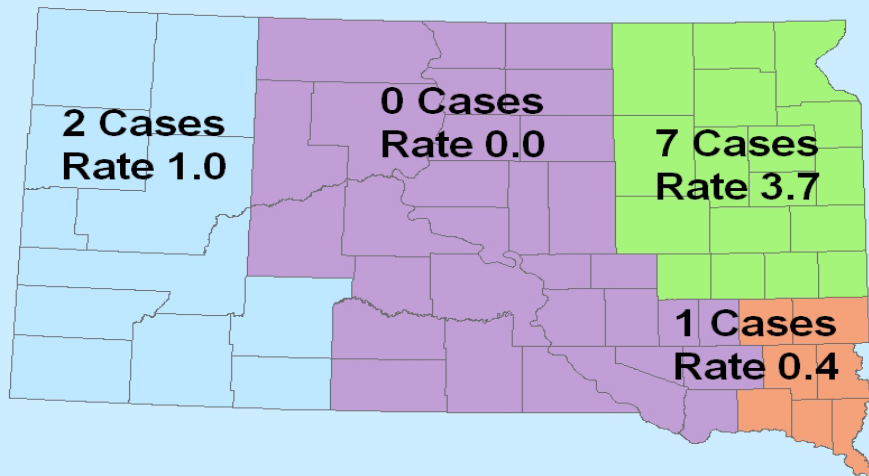


Age & sex of cases

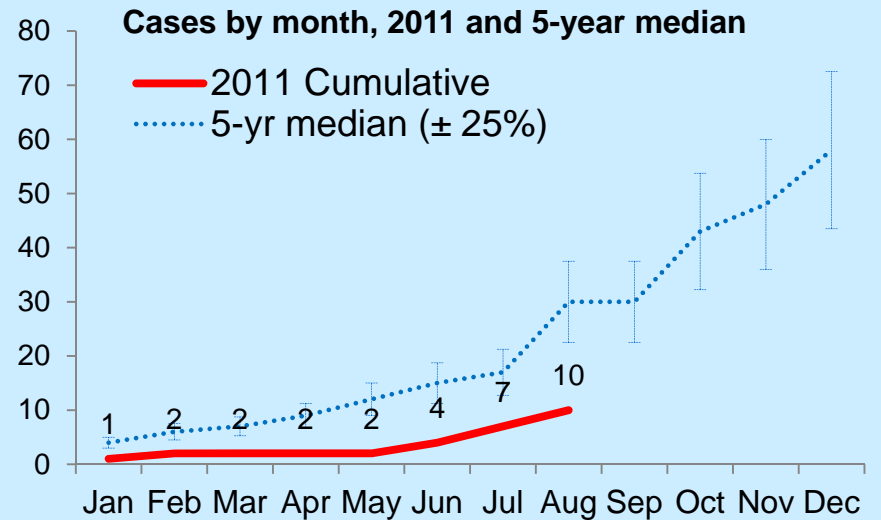
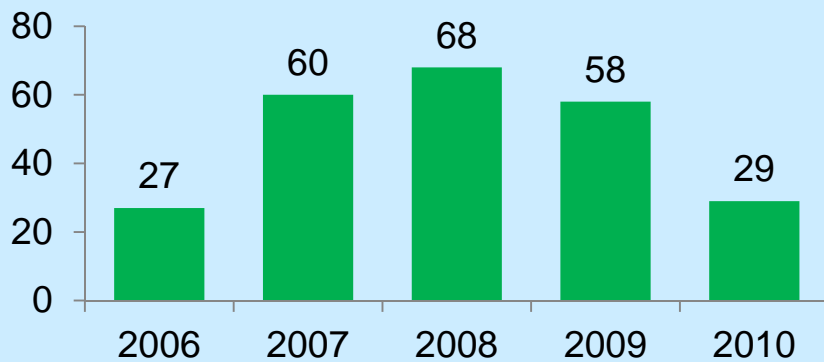


# Pertussis, South Dakota

**Pertussis**  
**South Dakota 10 Cases**  
**(Rate 1.2 per 100,000 population)**



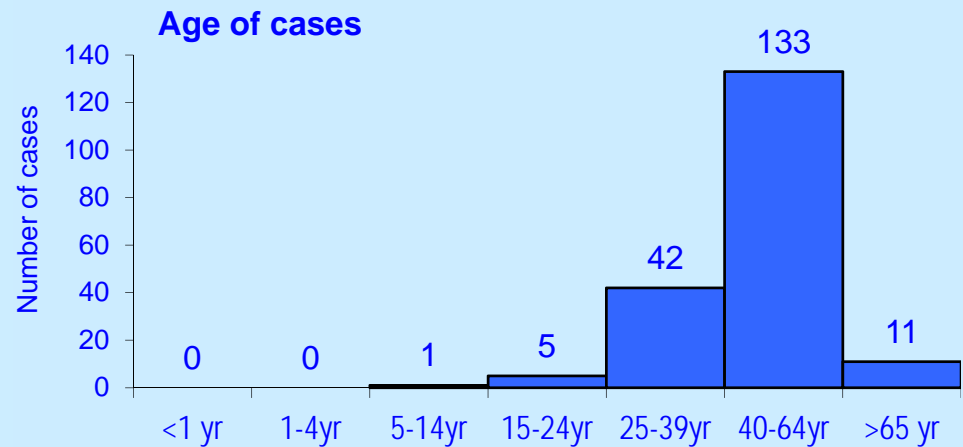
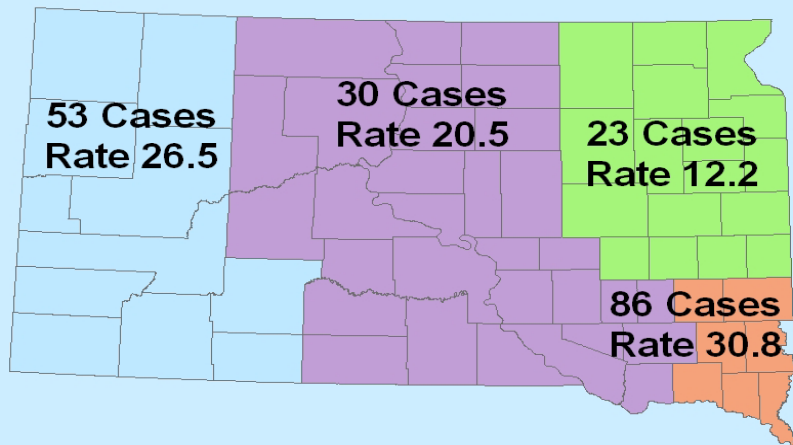
**Pertussis, SD 2006-2010**



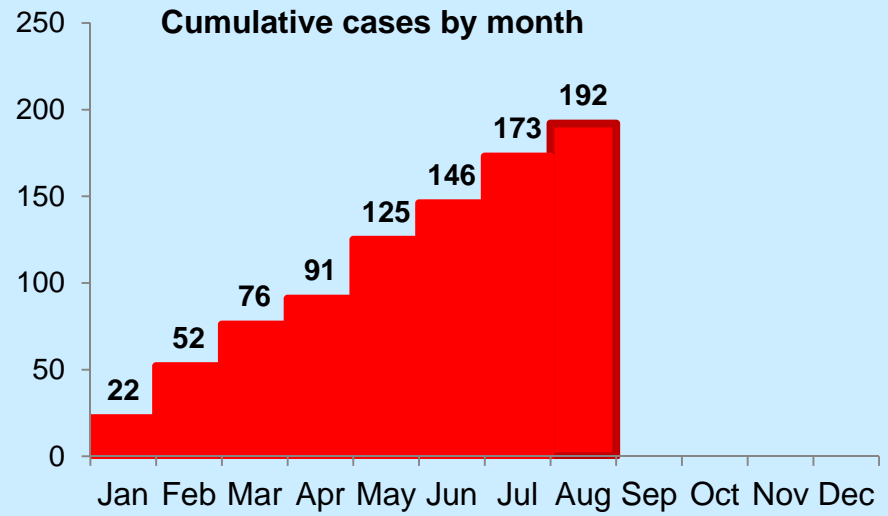
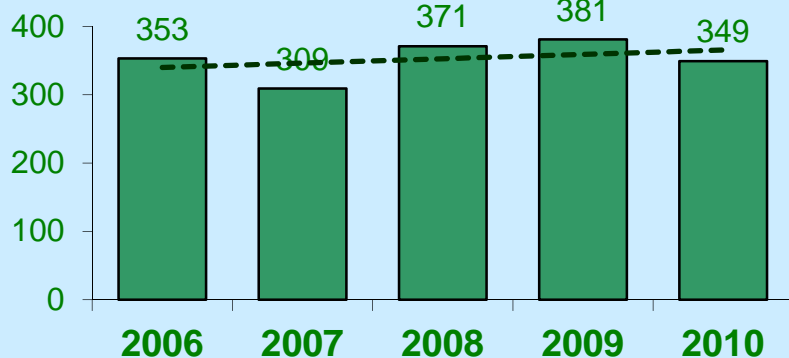
1 Jan – 31 Aug 2011, *Provisional data*

# Hepatitis C (chronic), South Dakota

**Hepatitis C**  
**South Dakota 192 Cases**  
**(Rate 23.6 per 100,000 population)**



**Hepatitis C, SD 2006-2010**



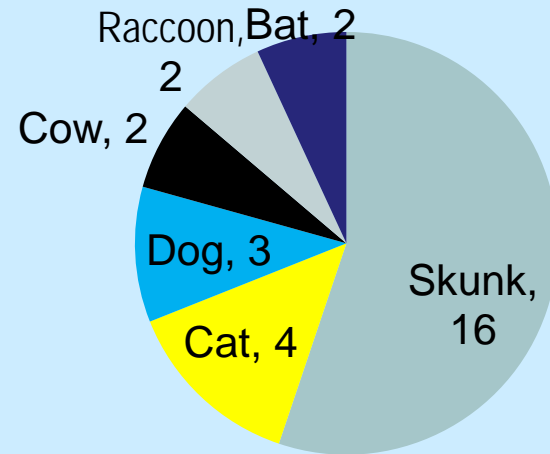
Hepatitis C fact sheet:  
<http://doh.sd.gov/diseasefacts/HepatitisC.aspx>

\*Missing data in some hepatitis C cases

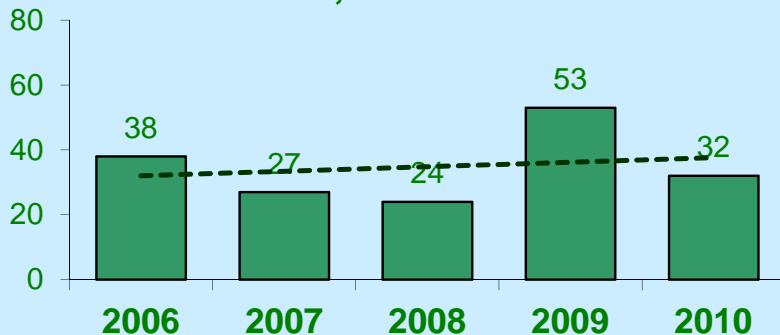
# Rabies, South Dakota

## County: rabid animals 29

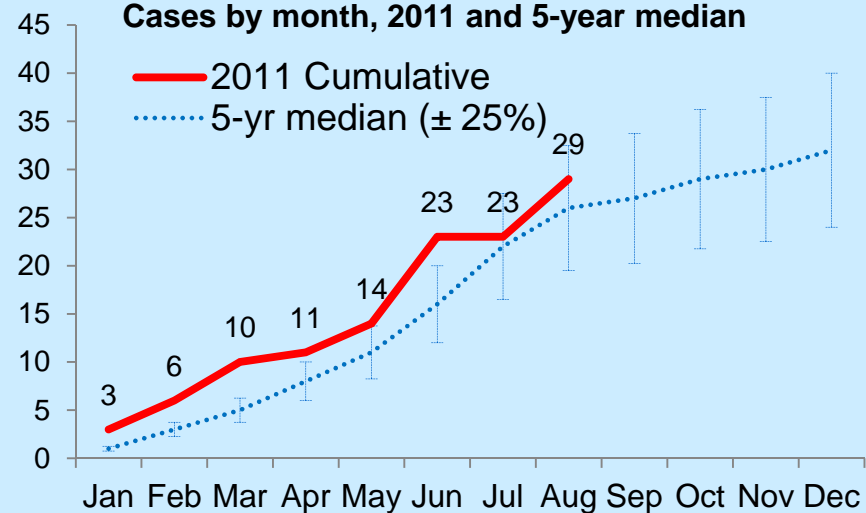
Beadle: raccoon 1	Brookings: raccoon 1
Butte: cat 1	Clay: skunk 1
Charles Mix: cat 2	Faulk: dog 1
Grant: skunk 3	Gregory: skunk 1
Hamlin: bat 1	Harding: skunk 1
Hughes: skunk 1	Lincoln: dog 1
Lyman: dog 1, skunk 1	Marshall: cow 1
McCook: skunk 1	Mellette: skunk 1, cow 1
Miner: skunk 1	Minnehaha: bat 1
Sanborn: cat 1	Tripp: skunk 4
Turner: skunk 1	



**Rabies, SD 2006-2010**



**Cases by month, 2011 and 5-year median**

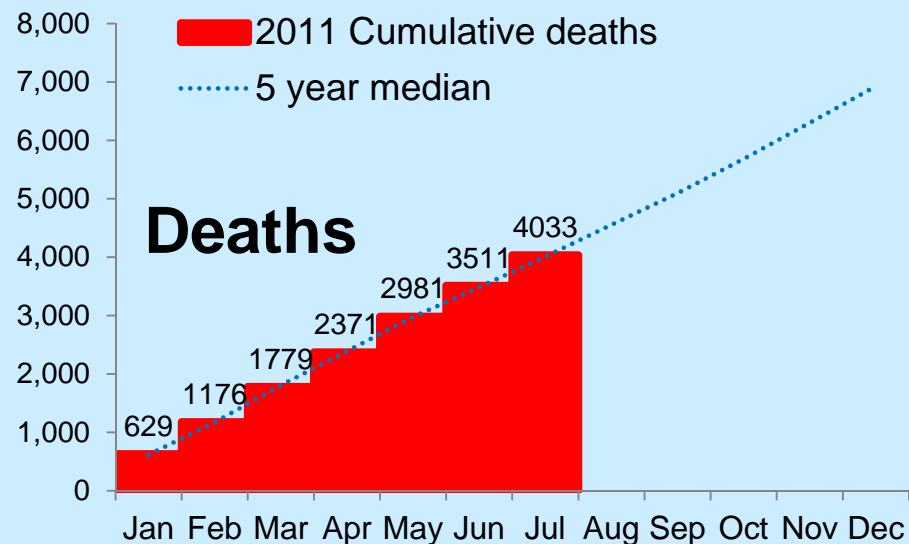
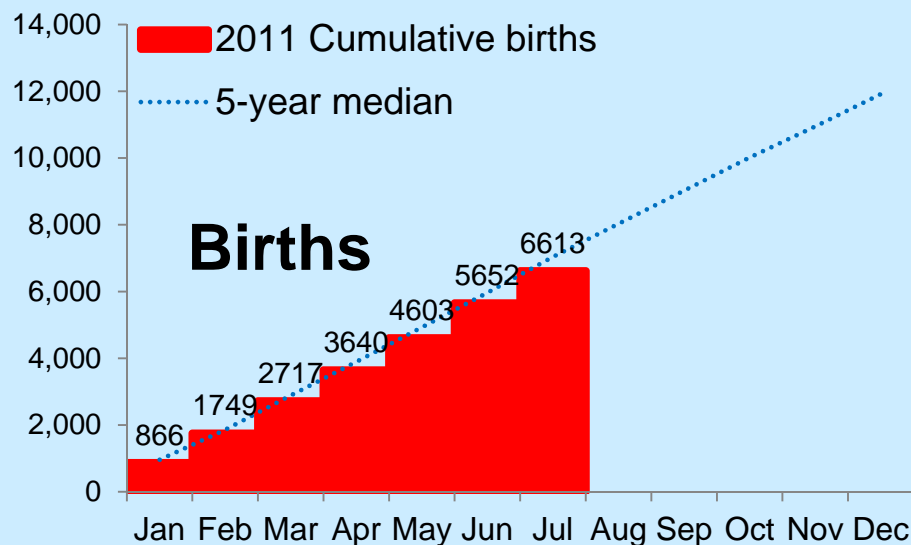


## ***Healthcare Associated Infections, South Dakota***

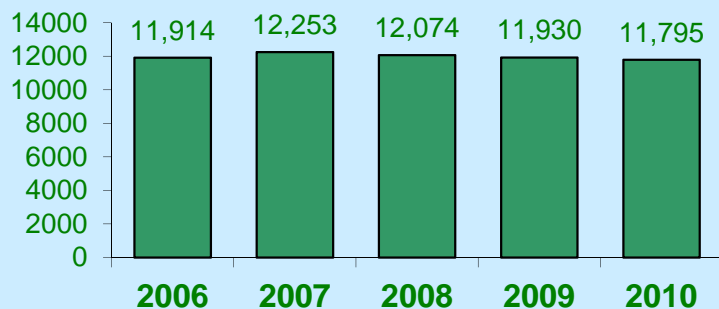
- 12 of 17 SD facilities participating in the National Healthcare Safety Network (NHSN) report to the Dept of Health.
- 3 target areas:
  - *Clostridium difficile* infections;
  - Bloodstream MRSA (methicillin-resistant *Staphylococcus aureus*);
  - Central line associated bloodstream infections (CLABSI).
- Reports 1 Jan – 31 August 2011.
  - *C. difficile*: no cases reported.
  - MRSA (bloodstream): no cases reported.
  - CLABSI: 4 cases reported from 4 hospitals.

1 Jan – 31 Aug 2011, *Provisional data*

# Births and deaths, South Dakota, 2011

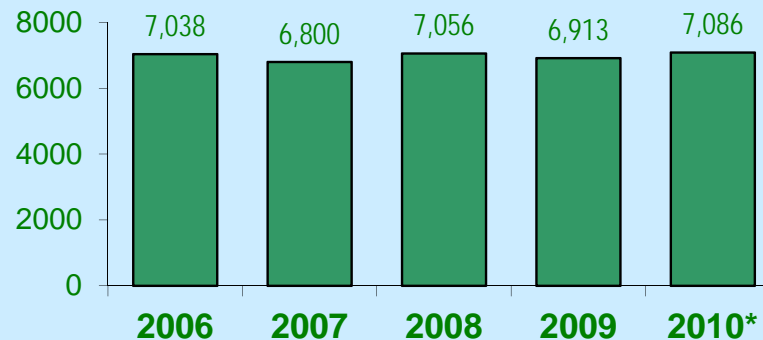


Live births, SD 2006-2010



\*2010 provisionsl

Deaths, SD 2006-2010



\*2010 provisional data

Vital Records: <http://doh.sd.gov/VitalRecords>

1 Jan – 31 July 2011, *Provisional data*

## Other diseases, South Dakota, Year-to-date 2011

<b>Disease</b>	<b>Total cases YTD</b>	<b>5-yr median (2006-2010)</b>	<b>Central Region cases</b>	<b>Northeast Region cases</b>	<b>Southeast Region cases</b>	<b>West Region cases</b>
<b>Chicken pox</b>	<b>22</b>	<b>35</b>	<b>4</b>	<b>4</b>	<b>10</b>	<b>4</b>
<b>Erlchiosis</b>	<b>2</b>	<b>0</b>	<b>0</b>	<b>0</b>	<b>1</b>	<b>1</b>
<b>Haemophilus influenzae b</b>	<b>1</b>	<b>0</b>	<b>0</b>	<b>1</b>	<b>0</b>	<b>0</b>
<b>Hantavirus pulm synd</b>	<b>1</b>	<b>0</b>	<b>1</b>	<b>0</b>	<b>0</b>	<b>0</b>
<b>Hepatitis A</b>	<b>2</b>	<b>3</b>	<b>0</b>	<b>0</b>	<b>1</b>	<b>1</b>
<b>Hepatitis B, chronic</b>	<b>20</b>	<b>-</b>	<b>1</b>	<b>7</b>	<b>10</b>	<b>2</b>
<b>Legionnaires'</b>	<b>2</b>	<b>3</b>	<b>1</b>	<b>0</b>	<b>0</b>	<b>1</b>
<b>Lyme disease</b>	<b>2</b>	<b>1</b>	<b>0</b>	<b>1</b>	<b>0</b>	<b>1</b>
<b>Malaria</b>	<b>0</b>	<b>0</b>	<b>-</b>	<b>-</b>	<b>-</b>	<b>-</b>
<b>Meningococcal, invasive</b>	<b>2</b>	<b>2</b>	<b>0</b>	<b>0</b>	<b>1</b>	<b>1</b>
<b>Mumps</b>	<b>0</b>	<b>2</b>	<b>-</b>	<b>-</b>	<b>-</b>	<b>-</b>
<b>Q fever</b>	<b>0</b>	<b>2</b>	<b>-</b>	<b>-</b>	<b>-</b>	<b>-</b>
<b>Shigella</b>	<b>4</b>	<b>75</b>	<b>1</b>	<b>1</b>	<b>2</b>	<b>0</b>
<b>Strep pneumo, invasive</b>	<b>18</b>		<b>7</b>	<b>1</b>	<b>6</b>	<b>4</b>
<b>Syphilis, early</b>	<b>0</b>	<b>2</b>	<b>-</b>	<b>-</b>	<b>-</b>	<b>-</b>
<b>Tularemia</b>	<b>4</b>	<b>7</b>	<b>1</b>	<b>0</b>	<b>0</b>	<b>3</b>

1 Jan – 31 Aug 2011, *Provisional data*

## Diseases Reported, South Dakota 2000 - 2010

	2000	2001	2002	2003	2004	2005	2006	2007	2008	2009	2010
Campylobacteriosis	143	162	196	190	273	241	216	232	264	298	297
Chlamydia	1835	1821	2215	2606	2534	2701	2614	2616	2934	3009	3192
Cryptosporidiosis	15	8	42	53	41	30	86	169	88	138	107
E. coli, shiga toxin-producing	69	50	43	33	35	33	50	47	53	71	35
Giardiasis	108	102	84	89	87	115	97	103	139	112	103
Gonorrhea	277	289	263	226	304	351	363	254	384	343	468
Hantavirus pulmonary syndrome	1	0	1	0	1	2	2	1	0	0	0
Hepatitis A	3	4	2	0	4	1	9	7	3	3	1
Hepatitis C, chronic	NR	NR	NR	NR	--	208	353	309	371	381	349
HIV and AIDS	20	22	19	25	19	33	34	25	34	21	35
Legionellosis	2	3	4	3	4	21	5	4	3	2	9
Meningococcal disease	6	6	1	2	3	4	4	3	3	5	0
Methicillin-rest Staph aureus, invasive	NR	NR	NR	NR	36	47	51	86	79	94	98
Mumps	0	0	0	0	0	0	295	6	1	2	2
Pertussis (whooping cough)	12	4	8	7	187	165	27	60	68	58	29
Q fever	NR	0	1	0	0	2	2	1	1	9	4
Rabies, animal	96	58	96	132	94	68	38	27	24	53	32
Salmonellosis	104	149	120	133	153	162	132	174	154	197	186
Shigellosis	10	744	127	18	12	133	388	118	76	4	7
Syphilis (primary, secondary, early latent)	0	1	0	5	0	2	19	11	4	2	4
Tuberculosis	16	13	13	20	11	16	14	13	16	18	15
Tularemia	13	7	3	5	4	8	4	7	10	5	11
West Nile neuroinvasive disease	0	0	14	170	6	35	38	48	11	6	4
West Nile fever	0	0	23	869	45	194	74	160	28	15	16

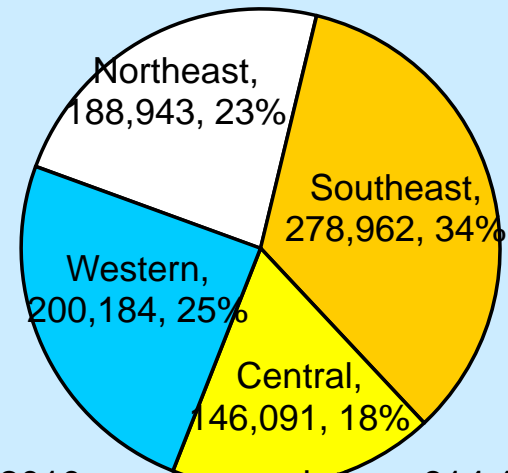

Reportable Diseases List <http://doh.sd.gov/Disease/Report.aspx>  
Monthly surveillance reports <http://doh.sd.gov/ID/site.aspx>

### To report infectious diseases

- Secure website: [www.state.sd.us/doh/diseasereport](http://www.state.sd.us/doh/diseasereport)
- Telephone: **1-800-592-1804** confidential recorder; or **1-800-592-1861** or **605-773-3737** for a disease surveillance person during normal business hours; after hours to report Category I diseases or other emergencies, call **605-280-4810**.
- Fax: **605-773-5509**
- Mail or courier, address to: Infectious Disease Surveillance, Office of Disease Prevention, Department of Health, 615 East 4th Street, Pierre, SD 57501; marked "*Confidential Disease Report*"

Case definitions: [www.cdc.gov/osels/ph\\_surveillance/nndss/phs/infdis.htm](http://www.cdc.gov/osels/ph_surveillance/nndss/phs/infdis.htm)

### Population of Regions



South Dakota 2010 census population: 814,180